



State of New Jersey

Summary of Budget Recommendations for the Fiscal Year

---

2021

---

# BUDGET IN BRIEF

---


**PHILIP D. MURPHY, GOVERNOR**

SHEILA Y. OLIVER, LT. GOVERNOR

*Building a Stronger  
and Fairer New Jersey Together*

State of New Jersey

# The Governor's FY2021 Budget Budget in Brief



**Philip D. Murphy, Governor**  
**Sheila Y. Oliver, Lt. Governor**

**Elizabeth Maher Muoio**  
State Treasurer

**David A. Ridolfino**  
Acting Director

**Jacki L. Stevens**  
Associate Director

**Carisa M. Marone**  
Assistant Director

**Lynn M. Azarchi**  
Deputy Director

**Hannah R. Good**  
Assistant Director

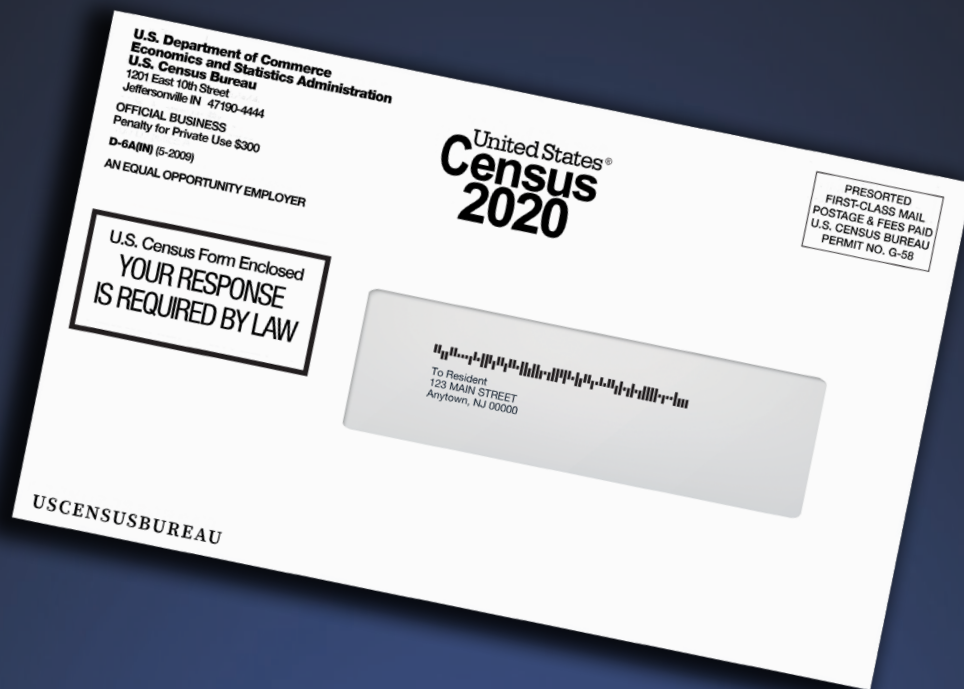
**Office of Management and Budget**

February 2020

This document is available via the Internet at <http://www.state.nj.us/treasury/omb/>

# WANT A BETTER FUTURE FOR NEW JERSEY?

# FILL IT OUT!



- So much of New Jersey's future relies on us all being counted.
- Federal funding for things like public safety, children's health insurance, social programs and transportation are directly tied to the Census.
- Knowing the population of an area helps businesses decide where to open, that means more jobs and more opportunities.
- Our number of representatives in Congress and the drawing of voting districts are also determined by Census results.
- So, fill out your Census - be sure to count little ones and babies - online, by phone or by mail.
- All responses are completely confidential and protected by federal law.



The 2020 Census begins March 12. Learn more at [CENSUS.NJ.GOV](https://www.census.gov)

# 2020 Census FAQ

## What is the census?

The census is a count of every person who lives in the United States and its territories. It happens every 10 years. In early 2020, you will be asked to count everyone who lives in your home as of April 1. Responding to the 2020 Census is a chance to shape your future.

## What's in it for me?



Your responses inform where over \$675 billion is distributed each year to communities nationwide for clinics, schools, roads, and more. What does that mean for New Jersey? \$23 billion in annual federal funds to help with much-needed community improvements.\*



Census data gives community leaders vital information to make decisions about building community centers, opening businesses, and planning for the future.



Responding also fulfills your civic duty because it's mandated by the U.S. Constitution. The United States has counted its population every 10 years since 1790.



Your responses are used to redraw legislative districts and determine the number of seats your state has in the U.S. House of Representatives.

## Is my information safe?

Your responses to the 2020 Census are safe, secure, and protected by federal law. Your answers can only be used to produce statistics. They cannot be used against you by any government agency or court in any way—not by the FBI, not by the CIA, not by the DHS, and not by ICE.

## When can I respond to the census?

In early 2020, every household in America will receive a notice to complete the census online, by phone, or by mail. In May, the U.S. Census Bureau will begin following up in person with households that have yet to respond.

## What will I be asked?

You will be asked a few simple questions, like age, sex, and the number of people who live in your home, including children.

## What won't be asked?

The census will never ask for Social Security numbers, bank or credit card numbers, money or donations, or anything related to political parties.

STRENGTH IN NUMBERS



\*Andrew Reamer. "Counting for Dollars 2020: The Role of the Decennial Census in the Geographic Distribution of Federal Funds." GW Institute of Public Policy, The George Washington University.

The 2020 Census begins March 12.  
Learn more at [CENSUS.NJ.GOV](https://census.nj.gov)



STATE OF NEW JERSEY

PHILIP D. MURPHY  
GOVERNOR

**FISCAL 2021 BUDGET  
OF  
PHILIP D. MURPHY  
GOVERNOR OF NEW JERSEY  
TRANSMITTED TO THE FIRST ANNUAL SESSION  
OF THE TWO HUNDRED NINETEENTH LEGISLATURE**

Mr. President, Mr. Speaker, and Members of the Legislature:

In accordance with the provisions of C.52:27B-20, I hereby present my budget recommendations for fiscal 2021.

This document provides a summary of my recommendations and outlines the key aspects of my overall financial plan for the governmental services to be provided by the State to the residents of New Jersey.

The budget detail, including information on specific line items of appropriations, will be transmitted separately to the Legislature.

Respectfully submitted,

A handwritten signature in blue ink, appearing to read "Phil Murphy".

PHILIP D. MURPHY  
Governor of New Jersey

Attest:

A handwritten signature in blue ink, appearing to read "M. Platkin".

Matthew J. Platkin  
Chief Counsel to the Governor

February 25, 2020

<b>A Letter from Governor Philip D. Murphy</b> .....	<b>1</b>
<b>Building on Our Progress</b> .....	<b>4</b>
Maintaining Fiscal Responsibility .....	4
Delivering on Affordability .....	5
Growing our Economy .....	6
Shaping New Jersey’s Future .....	6
<b>The FY2021 Budget</b> .....	<b>8</b>
A Summary of the State Budget .....	8
Savings Initiatives .....	9
Pension and Benefits Systems.....	10
Pre-K to 12 Education.....	12
Higher Education.....	14
Property Tax Relief.....	15
Community Affairs .....	17
Transportation .....	18
Economic and Workforce Development.....	20
Energy and Environment .....	22
Health Care and Human Services.....	24
Law and Public Safety.....	30
<b>FY2020 and FY2021 Revenues</b> .....	<b>34</b>
Economic Performance and Outlook.....	34
Gross Income Tax .....	38
Sales Tax .....	39
Corporation Business Tax .....	42
<b>Tables and Schedules</b> .....	<b>46</b>
<b>Appendix</b> .....	<b>50</b>

## A Letter from Governor Philip D. Murphy

Dear Senate President Sweeney, Assembly Speaker Coughlin, Members of the 219th Legislature, and the People of New Jersey:

Today, I present my proposed Fiscal Year 2021 Budget for the State of New Jersey. This budget will continue the progress we have made over the past two years to create a New Jersey that is stronger and fairer for every one of our residents and their families.

We're doing what no one thought possible. We're making real progress against high property taxes, restoring New Jersey's fiscal standing, growing our economy, and repositioning our state for success, while at the same time investing in our future.

Under this budget, we will continue growing our surplus to a projected \$1.6 billion, and we will make another roughly \$300 million deposit into the rainy day fund, which will mark the first back-to-back deposits in 20 years.

A stronger surplus, and another payment into the rainy day fund, are important signs to New Jerseyans that we, like them, understand that we can't spend everything we have. And, it sends an unmistakable signal to the credit rating agencies that we will not follow the irresponsible ways of the past.

We're reducing our dependence on one-shot revenues down to only eight-tenths of one percent of our budget. We're continuing to cut back the fund raids and diversions.

We're fulfilling our obligation with a nearly \$4.9 billion total payment into our pension system, an additional \$1.1 billion over last year's proposed budget.

Our budget will make critical investments in property tax relief—investments in our schools and communities. We're being honest with our taxpayers that we're not going to defeat high property taxes with gimmicks. And, our policies are having an impact.

In just our first two years, we have achieved the first- and fourth-lowest year-over-year increases in property taxes on record. Statewide property values have grown more in our first two years than at any point since the Great Recession.

Our budget continues our work to build up state funding for our public schools. It proposes increasing state formula aid by an additional \$336 million, and pre-K aid by another \$83 million, over last year's numbers. Every penny of that investment is a penny of property tax relief, and is helping to make our communities more affordable for families.

School taxes make up more than half of the average property tax bill in New Jersey. Funding our public schools is the most aggressive way we can attack the single-largest root-cause of our high property taxes.

Health care costs continue to be another driver of local and school budget growth and, therefore, property taxes. Lowering health care costs is also property tax relief. In Fiscal Year 2020, we are on track to reduce public-employee health-care expenditures by \$300 million in comparison to Fiscal Year 2019. In Fiscal Year 2021, we aim to reduce budgeted amounts for state-paid health-care benefits by another

\$104 million. This will be a significant achievement in the face of national trends, and the first time in memory that we have year-over-year-over-year reductions in the overall cost of health care.

Our budget also maintains our commitment to shared services, and extends our commitment to direct property tax relief for middle-class families through the Homestead Benefit and for our seniors through the Senior Freeze. And, we are undertaking an innovative new effort to aggressively compete for more federal grant dollars.

We're taking on the fight against property taxes because it is a matter of fairness to our middle class, our seniors, and countless working families. It is for them that we renew our call for a millionaire's tax, so we can realize nearly \$500 million more in constitutionally dedicated property tax relief.

Our budget will continue our work fixing NJ TRANSIT, increasing our investment by another \$132 million—to a record total of nearly \$600 million—to help train an additional 98 new locomotive engineers, fund service enhancements at both Newark and New York Penn Stations, and start a new Electric Bus program, alongside much more.

It will also protect NJ TRANSIT's commuters from a fare hike for a third straight year.

We are not losing our focus on the other investments our future demands, so our budget will also invest in maintaining our fight against our opioid scourge, investing in programs and services for youth so they don't get entangled in the juvenile justice system, expanding eligibility for the Pharmaceutical Assistance for the Aged and Disabled and Senior Gold programs to thousands more New Jerseyans, expanding the size of the Earned Income Tax Credit and making tens of thousands more young adults eligible, fully funding women's health care and family planning, and exempting combat pay earned by our active-duty military men and women from taxes.

And, our budget will invest in the futures of our college students through the Garden State Guarantee, a new program built upon the already successful model of the Community College Opportunity Grants, and which will provide the first two years of study at one of our four-year public colleges and universities tuition-free to thousands of eligible students.

As President Franklin Delano Roosevelt said, "In our personal ambitions we are individualists. But in our seeking for economic and political progress ... we all go up, or else we all go down, as one people."

That was the ideal we brought to our first two budgets, and which we now bring to our third.

We proudly propose this budget with a record of unmistakable progress on all fronts.

Sincerely,



Philip D. Murphy  
Governor





## Building on Our Progress

In Fiscal Year 2021 (FY2021), the Governor will continue to advance an ambitious agenda that restores fiscal responsibility, makes New Jersey more affordable for the middle class, grows our economy, and pushes New Jersey toward a more progressive future. Although the budget includes historic investments and bold new initiatives, it also continues to steadily build on the Governor's long-standing goals for a stronger and fairer New Jersey.

### **Maintaining Fiscal Responsibility**

The budget continues to strengthen the State's fiscal condition by working with our partners in the Legislature and in labor to pursue savings and restore faith in our pension system, while reducing our reliance on non-recurring revenue and diversions and building up our surplus.

### ***Collaborating for Improvements***

- **Restoring Faith in the Pension:** In FY2021, Governor Murphy proposes making a \$4.6 billion payment, a 12.8 percent increase over FY2020. The contribution is supplemented by an additional \$279 million payment in FY2020, bringing the overall contribution to approximately \$4.89 billion. These actions provide an approximate \$1.1 billion of additional support for the pension systems. By his third year, Governor Murphy's cumulative contributions to the pension systems will exceed total contributions from any other Governor.
- **Pursuing Savings Opportunities:** This budget includes nearly \$400 million in departmental savings and approximately \$174 million in proposed health benefits savings. In FY2020, the State's health care costs decreased by 9.4 percent. A second year of decreasing costs will be unprecedented in recent memory. This year the Governor looks forward to working with his partners in the Legislature and in labor to generate both savings and relief for those who are experiencing unfair health care cost increases under Chapter 78. The Governor will also establish a Grants Management Office to identify federal funding opportunities for the State and local governments.

### ***Leading on Responsible Budgeting***

- **Giving up on Gimmicks:** The budget reduces non-recurring revenues to 0.8 percent of the budget, bringing one-shots below one percent for the first time on record. After reducing over \$100 million in diversions last year, the Governor proposes further reductions to the Clean Energy Fund diversion and restoring some 9-1-1 System and Emergency Response Fee revenues to support telecommunications upgrades.
- **Building up our Surplus:** The budget's projected total surplus is \$1.6 billion, or four percent of the total appropriation. This is a steady increase from the Governor's first proposed budgets and triple the surplus of former Governor Christie's last budget. The proposed budget includes another deposit into the rainy day fund. This represents the first time in two decades that deposits have been made in consecutive years.

### **Delivering on Affordability**

The Governor's budget confronts New Jersey's high property taxes through additional school funding, health benefits reforms, and support for shared services. It supports over \$19 billion in overall property tax relief, including \$1.26 billion in direct property tax relief. The budget features \$276 million for the Homestead Benefit and the increased property cap deduction and Senior Freeze eligibility that the Governor and Legislature enacted in their previous budgets. Property taxes have grown more slowly in Governor Murphy's first two years than they have under any previous Administration's first two years on record. The budget also addresses some of the most expensive items in middle-class residents' budgets, and proposes serious investments in making housing and health care more affordable for New Jerseyans. To fund our public schools and other forms of property tax relief, the Governor again proposes expanding the millionaire's tax to all income above \$1 million.

#### ***Controlling Property Tax Growth***

- **Strengthening Public Education:** The budget includes an additional \$336.5 million for K-12 education formula aid, addressing the largest driver of property taxes, and an additional \$83 million to maintain and expand preschool education. Since 2018, the Governor has increased direct aid to school districts and preschools by over a billion dollars, or 12.3 percent. The budget also includes \$50 million in Stabilization Aid, which will provide one-time assistance for districts that are implementing plans to adjust to new funding levels as determined by the school funding reform legislation that the Governor worked with the Legislature to enact in 2018.
- **Supporting Local Governments:** The budget includes nearly \$20 million to maintain the Local Efficiency Achievement Program, fund county-level dispatch centers, and restore payments for Open Space preservation. These programs will ultimately decrease costs for municipal governments. The budget also continues last year's efforts to lower public health care expenses—which has led to rate decreases of at least four percent for participating municipalities and school districts—and invests at least \$60 million from the Affordable Housing Trust Fund to support municipalities' financial obligations to develop affordable housing.

#### ***Tackling Middle Class Expenses***

- **Transforming Higher Education:** This budget introduces the Garden State Guarantee, which will add over \$50 million of new funds to the outcomes-based funding formula so that four-year public colleges and universities can follow our community colleges and provide two years of free tuition to students with household incomes of less than \$65,000. This initiative will build on the success of the Governor's Community College Opportunity Grants, which will continue to enable thousands of residents to attend community colleges tuition-free. The budget will also introduce the Opportunity Meets Innovation Challenge to support programs related to student success, campus safety, and career readiness that advance the Governor's higher education strategic plan.
- **Lowering the Cost of Health Care:** This budget funds the Governor's new Office of Health Care Affordability and Transparency, which will advance strategies to help consumers and create health care savings. The Office will support the Governor's proposal to raise the income threshold by \$10,000 for the Pharmaceutical Assistance to the Aged and Disabled (PAAD)

and Senior Gold programs, which will benefit over 21,000 seniors. The Governor will also propose creating a state-level health insurer assessment to reclaim revenue previously sent to the federal government. The administration will direct at least \$200 million in revenue toward subsidies for New Jerseyans purchasing health insurance.

### **Growing our Economy**

The budget makes historic investments in mass transit and water infrastructure and catalyzes the implementation of the Governor's forward-looking economic agenda.

#### ***Restoring Our Infrastructure***

- **Fast-Tracking NJ TRANSIT Improvements:** The budget includes a record General Fund subsidy of nearly \$600 million—a \$132 million increase over FY2020—to support the agency's daily operations while allowing for bus and rail enhancements, new hiring, and a Battery Electric Bus program that advances the State's clean energy goals. If the Governor's proposals are enacted, NJ TRANSIT will run for its third consecutive year without a fare increase.
- **Facilitating Sustainable Development:** The budget proposes an \$80 million appropriation to the Drinking Water Program as a first step of the Administration's plan to ensure safe and modern water infrastructure. It also includes \$6 million to seed an Economic Development and Infrastructure Improvement Revolving Fund to support redevelopment projects within the Infrastructure Bank's purview.

#### ***Investing in Jobs and Innovation***

- **Preparing a World-Class Workforce:** The Department of Labor will allocate over \$20 million to advance the Governor's Jobs NJ plan. These funds will support apprenticeships, paid internships, incumbent career training, and targeted solutions for businesses facing talent challenges.
- **Strengthening our Economic Ecosystem:** To build on the success of Business First Stop, the budget will support a permit modernization project to make State requirements more efficient and transparent. The Governor will continue to market the benefits of doing business in New Jersey to domestic and foreign corporations. The budget will also triple support for the Commission on Science, Innovation and Technology to advance collaborations between industry and academia.
- **Sparkling Clean Energy Opportunities:** This year \$263 million will be available for Clean Energy programs, compared to an average of \$177 million under the Christie Administration. In addition to supporting energy efficiency programs and \$30 million worth of electric vehicle rebates, the Clean Energy Program will also support the launch of a Green Bank and clean tech incubators. The budget further includes support for offshore wind permitting to ensure the success of the country's largest single-state solicitation and achieve our goal of 7,500 megawatts of offshore wind production by 2035.

### **Shaping New Jersey's Future**

The budget continues to make New Jersey a national leader in advancing social justice and forwards the Governor's commitment to change Trenton's culture. The budget provides an additional \$65.2 million to assist State-funded service providers as they phase in to a \$15 per hour minimum wage,

which Governor Murphy signed into law in 2019, and it supports additional anti-poverty programs. The budget also invests in health care, criminal justice reform, and environmental protection.

### ***Protecting the Public's Health***

- **Defending Women's Health Care and Family Planning Services:** After restoring funds cut by the Christie Administration and replacing federal funding threatened by the Trump Administration, the Governor proposes spending nearly \$20 million for family planning services in FY2021. This budget also advances the First Lady's Nurture NJ program to ensure more equitable maternal and infant care and outcomes. This year it will increase the Medicaid reimbursement rate for midwife care and fund implicit bias training at labor and delivery hospitals and Federally Qualified Health Centers.
- **Addressing Mental Health Needs:** The budget invests at least \$45 million more in the Children's System of Care to rebalance out of home and in-community service rates for the first time in 15 years so that we can better serve children with emotional and behavioral health care needs. It also invests in psychiatric residencies to address critical workforce shortages and in reducing behavioral health facilities licensure backlogs to ensure access to important treatment and services.
- **Reducing Environmental Harms:** As part of the Governor's Statewide Plan to Address Lead Exposure, the budget invests in data infrastructure and outreach to prevent childhood lead poisoning. It also provides funds for preschool facility lead remediation. The Clean Energy Fund will support a Whole House pilot, which provides holistic energy-efficiency and health-related interventions for low-income residents. The budget also provides grant funding and staff to reduce the prevalence of harmful algal blooms to protect public health and local economies.

### ***Creating a Fairer State***

- **Expanding Poverty Relief:** This budget follows through on the Governor's commitment to increase the Earned Income Tax Credit (EITC) to 40 percent and proposes increasing EITC eligibility to assist tens of thousands more young adults. It also enables counties to operationalize Code Blue programs so they can help homeless residents obtain shelter.
- **Leading on Criminal Justice Reform:** After signing landmark bills this year to reform our criminal justice system for both minors and adults, the budget includes approximately \$30 million in implementation funds for Earn Your Way Out and Hepatitis C treatment, as well as new aid for transitional housing and job training.
- **Combatting Bias and Bigotry:** The budget will support trainings to end harassment and discrimination in the workplace and to address the increased incidents motivated by racial bias. It will advance the work of the Governor's recently announced Wealth Disparity Task Force and continue support for sexual violence prevention and intervention services.

## The FY2021 Budget

### A Summary of the State Budget

The FY2021 budget presented by Governor Murphy recommends appropriations totaling \$40.85 billion.

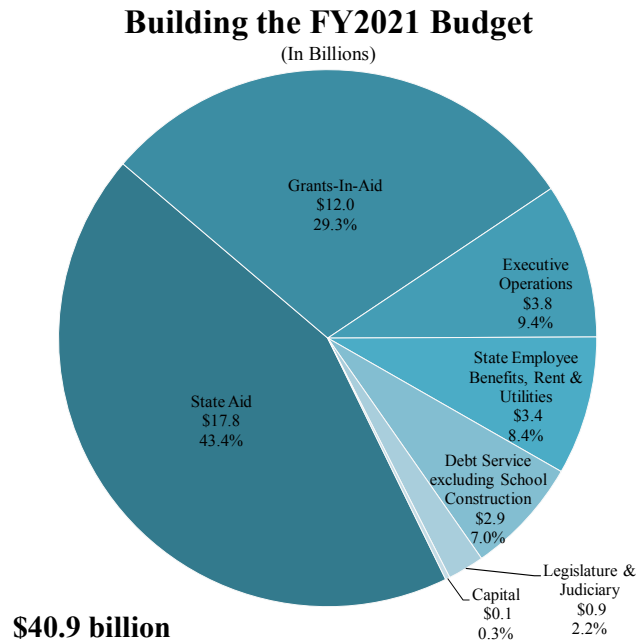
## FY2021 Budget

(In Millions)

	FY2020 Adjusted Approp.	FY2021 Budget	Change	
			\$	%
<b>Opening Surplus (Undesignated)</b>	\$ 1,291	\$ 781		
Open Space Reserve	111	110		
Surplus Revenue Fund	421	732		
Revenues				
Income	\$ 16,801	\$ 17,795	994	5.9
Sales	10,406	10,774	368	3.5
Corporation	3,897	3,831	(66)	(1.7)
Other	8,361	8,762	401	4.8
Total Revenues	\$ 39,465	\$ 41,162	1,697	4.3
Lapses	295	-		
<b>Total Resources</b>	<b>\$ 41,583</b>	<b>\$ 42,785</b>		
Appropriations				
Original	\$ 38,720	\$ 40,851		
Supplemental	1,240	-		
<b>Total Appropriations</b>	<b>\$ 39,960</b>	<b>\$ 40,851</b>	891	2.2
Ending Open Space Reserve	(110)	(298)		
Ending Surplus Revenue Fund Balance	(732)	(745)		
<b>Projected Ending Surplus (Undesignated)</b>	<b>\$ 781</b>	<b>\$ 891</b>		
<b>Total Combined Fund Balance</b>	<b>\$ 1,513</b>	<b>\$ 1,636</b>		
(Undesignated & Surplus Revenue Fund)				
% of Budgeted Appropriations	3.79%	<b>4.00%</b>		

# The FY2021 Budget

- Nearly half of the State budget will be distributed as property tax relief through school aid to districts, or municipal aid payments to towns and cities across New Jersey. Appropriations of this type are referred to in the budget as State Aid, and total \$17.8 billion.
- Over half of the remaining budget, or 29.3 percent of the total, is used by State government to purchase services that directly benefit residents in need. These services, which include health care coverage for low-income residents and community-based support for those with disabilities, are categorized as Grants-In-Aid and total \$12 billion.
- Debt Service (excluding school construction, which is a form of State Aid) will be \$2.9 billion, approximately seven percent of the budget.
- Executive Operations, which represents the various direct costs of running State government, is \$3.8 billion, or 9.4 percent of the total FY2021 budget.



**Executive Operations:** includes adult prison and juvenile facilities, State Police and law enforcement, children and families, human services and mental health institutions, and veterans' homes.

**Grants-In-Aid:** includes property tax relief programs, NJ FamilyCare, PAAD, nursing home and long-term services and supports, and support for higher education.

**State Aid:** includes education aid programs, school construction debt, municipal aid, general assistance, and aid to county colleges.

The revenues that will support the FY2021 budget are anticipated to be \$41.2 billion. These estimates represent growth of 4.3 percent, or close to \$1.7 billion, over revised FY2020 figures.

## Savings Initiatives

The Governor remains committed to providing the most effective possible public services at the lowest possible cost. This year, the Administration continued to examine the delivery of health benefits and estimates nearly \$174 million in additional savings in this area by working with our partners in the Legislature and labor. In FY2020, the State's health care costs decreased by 9.4 percent, and the Administration will work toward an unprecedented consecutive decrease.

The Administration further estimates \$392.8 million in savings in FY2021 through continued reviews of programmatic spending. The Administration remains focused on improving contract management across departments for our largest programs and service providers. This year, the Department of Treasury launched a comprehensive effort to reform the state procurement process to increase efficiency and supply quality. The State also expects to increase revenue by optimizing tax enforcement at the point of sale and improving audit selection.

The Administration will launch a Grants Management Office in both Trenton and Washington DC to address New Jersey’s current status as the nation’s largest donor state to the federal government. This Office will make sure that departments are able to identify all relevant funding opportunities and provide support for local governments seeking federal and other funding.

## Pension and Benefits Systems

### ***Pensions***

The contribution recommended in the FY2021 budget, including contributions from the State lottery and additional funding of \$279 million in FY2020, totals approximately \$4.89 billion and will represent the largest contribution ever. The combined pension contributions by the Murphy Administration in three years will approximately total an unprecedented \$12 billion, more than the total contributions of any previous Governor. This is \$3.2 billion higher than the prior administration contributed over an eight-year period and approximately \$1.1 billion over the proposed budget in FY2020.

The amount recommended for FY2021, when combined with FY2020 additional funding, equals 80 percent of the Actuarially Determined Contribution (ADC) and represents the largest percentage of the ADC contributed in 25 years. New Jersey is committed to remaining on a predictable and fiscally responsible path to full ADC funding by FY2023.

### **Governor Murphy Provides Unprecedented Support to the Pension Systems**

(In Thousands)

<b>Governor</b>	<b>Defined Benefit Pension Contribution</b>
Whitman	\$ 963,934
DiFrancesco	563
McGreevey	101,424
Codey	165,026
Corzine	2,175,596
Christie	8,758,628 *
Murphy	11,975,778 *

\*Includes approximately \$1 billion in annual Lottery Enterprise contributions starting in FY2018

### ***Health Benefits***

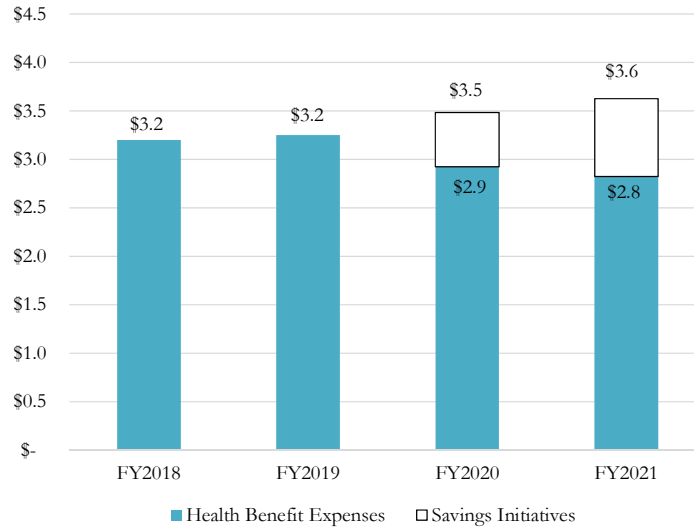
The FY2021 budget includes \$2.8 billion for active employee and post-retirement medical health benefits. This is the lowest amount spent since FY2014, and represents a 12.7 percent reduction from the \$3.2 billion in FY2019 health benefit expenses, driven by savings initiatives implemented over the past two years. The FY2021 budget was expected to increase to \$3.6 billion without these reforms. Through rigorous and ongoing efficiencies in the administration of our health plans and partnerships with labor, the State has achieved over \$550 million of savings in the current year and these efforts are expected to save \$800 million in the upcoming year.



## FY2018 - FY2021 Health Benefit Expenses

(In Billions)

Health Benefit savings initiatives reduced expected FY2021 expenses by 12.7% from \$3.2 billion in FY2019.



Savings initiatives include re-negotiation of the State medical and pharmacy benefit manager (PBM) contracts, completion of a dependent eligibility audit, procurement of a medical claims reviewer that will review claims on a regular basis, re-negotiation of third party administration (TPA) fee structure and continued partnership with a real-time prescription drug claim review vendor to oversee PBM services and spend. The State has also pursued recommendations from the State Health Benefits Quality and Value Task Force, some of which were incorporated into contractual agreements with health care vendors. The State medical contract requires the vendor to implement programs and member navigation strategies that will drive efficiency and reduce costs. The TPA contracts also hold the vendor accountable for unit cost guarantees year over year to curb cost trend. These initiatives are the main driver of savings in the FY2021 budget.

In FY2021, the Administration will continue to implement best practices and collaborate with our partners in organized labor to ensure the highest possible quality of care at the lowest possible cost. This year's budget contains \$174 million of new health benefit savings initiatives to continue towards achieving this goal.

## Pre-K to 12 Education

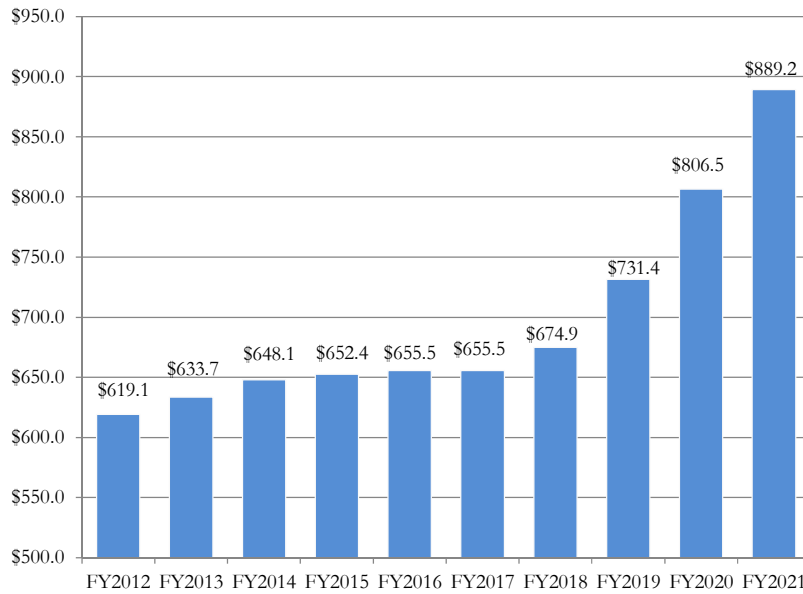
The Fiscal Year 2021 budget provides \$16.3 billion in funding for pre-K to 12 education (including \$842.5 million from the Lottery Enterprise Contribution Act), an increase of \$577 million over the previous year. This includes an increase in direct payments for education for pension and health benefits payments, representing the highest amount of School Aid funding provided in New Jersey history.

### Pre-K

The Governor’s Budget continues efforts to expand pre-K education. Since 2018, Governor Murphy has invested an additional \$208.7 million to support high-quality preschool education. In FY2021, the Governor proposes \$83 million in new spending, and \$25 million of that amount will be used to assist approximately 30 new districts that are ready to launch programs. The State’s investment in the first half of the Governor’s term helped make early education accessible for almost 6,000 more children in over 90 districts.

## History of Preschool Aid

(In Millions)



FY2020 Preschool Education Aid included \$5 million for preschool wrap-around care.  
 FY2012 through FY2019 represents the amount that was expended.

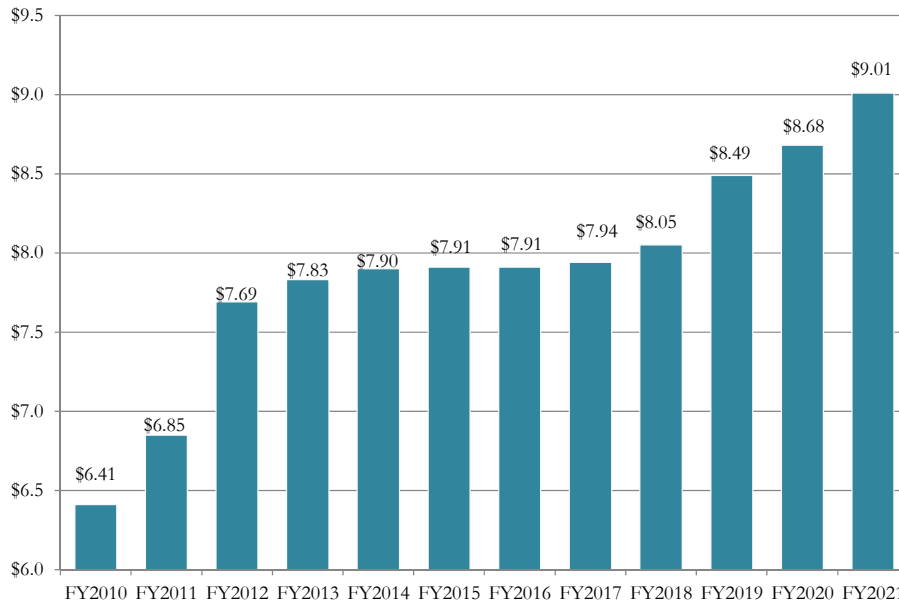
■ Preschool Education Aid

# The FY2021 Budget

## Formula Aid

Governor Murphy continues to keep New Jersey on a path toward fully funding the statutory school funding formula. This budget represents year three of a seven-year plan designed in partnership with the Legislature, and contains a year-over-year increase of over \$336.5 million, including reallocations of aid from overfunded districts to underfunded districts.

### History of Formula Aid (In Billions)



Amounts include Equalization Aid, Adjustment Aid, Educational Adequacy Aid, School Choice Aid, Security Aid, Special Education Categorical Aid, Transportation Aid and, starting in FY2020, Vocational Expansion Stabilization Aid.

FY2010 does not include \$1.057 billion of federal stimulus funding.

FY2010 through FY2019 represents the amount that was expended.

The Governor's budget also includes \$50 million for Stabilization Aid, which will help districts that are implementing plans to adjust to new funding levels as determined by the school funding reform legislation that the Governor worked with the Legislature to enact in 2018. This one-time funding will allow these districts to make progress toward sustainable budgeting without forcing them to first rely on undemocratic property tax increases.

## Innovation Programs

The Governor recommends continuing grant funding for the expansion of Computer Science education. With this funding, the Department of Education has established a grant program to help districts offer college-level Computer Science courses and support professional development. The Department of Education published its Computer Science for All State Plan in November of 2019, and will use FY2021 to advance its work.

This budget also continues to support investing in pre-apprenticeship, STEM education, and early college high schools that allow students to earn advanced degrees while preparing for the jobs of the future.

## *Additional Supports*

The Governor's budget proposes funding to help charter schools, renaissance schools, and stand-alone preschool facilities comply with "Alyssa's Law"-related security requirements. It also provides funding for the remediation of high lead action levels in the drinking water in stand-alone preschool facilities. In FY2021, the Department of Education will provide guidance for districts interested in "community schools," which provide wraparound services that remove barriers to student success.

This budget also provides an additional \$6.5 million in funding to support a \$200 per pupil for non-public school security needs, and maintains last year's increase in support of high-needs special education students.

## **Higher Education**

The Governor's budget provides a total of almost \$2.5 billion towards direct support of higher education institutions and for programs that provide financial assistance to students.

The Governor will propose the bold Garden State Guarantee initiative, which will add \$50 million of new funds (in addition to \$35 million in current outcomes-based appropriation) to the outcomes-based funding formula so that four-year public colleges and universities can follow our State's community colleges and provide two years of free tuition to students whose annual household income is less than \$65,000. To receive this additional funding, public institutions must also commit to cost predictability and transparency measures.

The Office of the Secretary of Higher Education (OSHE) will also launch the \$5 million Opportunity Meets Innovation Challenge to advance the Administration's student-centered vision for higher education. This competitive grant program will be open to all public and nonprofit colleges and universities and will support implementation plans for best practices related to dual enrollment, student success, campus safety, and employment opportunities generated by OSHE-led working groups.

The budget includes \$1 million to conduct research through New Jersey's top public policy institutions that informs the conversations about the challenges and opportunities facing our state.

The Administration will also further efforts to improve OSHE's licensure, program review, oversight, and governance functions to ensure that college offerings are better aligned with state needs.

The budget maintains support for Community College Opportunity Grants, including the \$5 million of Student Success Incentive Funding for community colleges. Between spring 2019 and fall 2019, an additional 2,000 students received CCOG awards.

The budget increases funding for the Educational Opportunity Fund for the third consecutive year. The budget also continues funding for the Tuition Aid Grants (TAG) program to ensure access to much-needed financial assistance to over 67,700 students who qualify.

## Educational Opportunity Fund Programs

(In Thousands)

	FY2017	FY2018	FY2019	FY2020	FY2021
<b>Appropriation</b>					
Opportunity Grants	\$28,159	\$29,054	\$30,554	\$31,679	\$32,679
Supplementary Education Program Grants	\$14,228	\$14,768	\$14,768	\$15,893	\$16,393
<b>Total Appropriation</b>	<b>\$42,387</b>	<b>\$43,822</b>	<b>\$45,322</b>	<b>\$47,572</b>	<b>\$49,072</b>
<b>Opportunity Grants Recipients</b>					
Academic Year - Undergraduate	13,478	13,800	13,247	14,000	14,050
Graduate Program	309	267	252	277	302
Summer Program	4,414	4,500	4,565	4,744	4,780
Winter Program	0	578	622	700	700
<b>Total Opportunity Grants</b>	<b>18,201</b>	<b>19,145</b>	<b>18,686</b>	<b>19,721</b>	<b>19,832</b>

Note: EOF grant awards in FY2021 are expected to increase by approximately \$25 per semester.

## Property Tax Relief

Nearly half of the FY2021 budget recommendation, or nearly \$19.4 billion, is allocated to direct and indirect property tax relief programs. These programs include school aid, municipal aid, and direct property tax relief to residents.

## Funding for Property Tax Relief

3.5% Increase

(In Millions)

<b>Programs</b>	<b>FY2020</b>	<b>FY2021</b>	<b>Change</b>	
	<b>Adjusted</b>		<b>Budget</b>	<b>\$</b>
	<b>Approp.</b>			
School Aid	\$ 14,928.8	\$ 15,494.9	566.1	3.8
Municipal Aid	1,584.7	1,584.2	-0.5	-
Other Local Aid	978.7	1,048.8	70.1	7.2
Direct Property Taxpayer Relief	1,252.4	1,264.7	12.3	1.0
<b>Total Property Tax Relief</b>	<b>\$ 18,744.6</b>	<b>\$ 19,392.6</b>	<b>648.0</b>	<b>3.5</b>

FY2020 and FY2021 School Aid amounts exclude \$831.7 million and \$842.5 million, respectively, in pension contributions funded from the Lottery Enterprise Contribution Act. The change amount for Direct Property Taxpayer Relief reflects the change in forecasted costs and includes Property Tax Deductions supported through the Gross Income Tax.

Due in part to the Governor’s commitment to funding public education, advancing responsible health benefit reforms, and promoting shared services, property taxes have grown more slowly under Governor Murphy in his first two years than they have under any previous Governor since the State began tracking property taxes in the nineties.

### Cumulative 2-Year Increase in Average Property Taxes

<u>Years</u>	<u>Governor</u>	<u>Increase</u>
2001-2003	McGreevey	12.4%
2003-2005	Codey	14.9%
2005-2007	Corzine	12.9%
2009-2011	Christie	6.6%
2017-2019	Murphy	3.0%

As part of overall property tax relief funding included in the budget, there are several programs that provide property tax deductions and credits directly to homeowners. These include the Homestead Benefit Program and the Senior and Disabled Citizens’ Property Tax Freeze program.

The Governor’s FY2021 budget maintains last year’s increase in “Senior Freeze” eligibility, which opened the program to over 23,000 more seniors for the first time since FY2011.

### Direct Property Taxpayer Relief Programs

(In Millions)

	<u>FY2020</u>	<u>FY2021</u>	<u>Change</u>		
	<u>Adjusted</u>		<u>Budget</u>	<u>\$</u>	<u>%</u>
	<u>Approp.</u>				
Property Tax Deduction Act	\$ 686.7	\$ 721.4	34.7	5.1	
Senior and Disabled Citizens' Property Tax Freeze	219.7	219.7	-	-	*
Homestead Benefit Program	294.8	275.9	(18.9)	(6.4)	*
Veterans' Property Tax Deductions	42.9	39.9	(3.0)	(7.0)	*
Senior and Disabled Citizens' Property Tax Deductions	8.3	7.8	(0.5)	(6.0)	*
<b>Total Property Taxpayer Relief Programs</b>	<b>\$ 1,252.4</b>	<b>\$ 1,264.7</b>	<b>12.3</b>	<b>1.0</b>	

\* FY2021 continues these programs unaltered, except for the expanded eligibility for the Veterans' Property Tax Deductions program.

# The FY2021 Budget

## ***Municipal Aid***

Governor Murphy is committed to providing local governments with much-needed resources to serve the residents of New Jersey and reduce the burden on property taxpayers.

The FY2021 budget includes over \$1.5 billion in total aid to municipalities, including the restoration of funds cut in FY2011 from Open Space Payments in Lieu of Taxes (PILOT), an important program for nearly 150 local governments and for environmental preservation efforts.

## **Municipal Aid**

(In Millions)

	<b>FY2020</b>	<b>FY2021</b>	<b>Change</b>	
	<b>Adjusted</b>	<b>Budget</b>	<b>\$</b>	<b>%</b>
	<b>Approp.</b>	<b>Budget</b>	<b>\$</b>	<b>%</b>
Consolidated Municipal Property Tax Relief Aid (CMPTRA) / Energy Tax Receipts	\$ 1,435.2	\$ 1,435.2	-	-
Transitional Aid to Localities	114.6	114.6	-	-
Trenton Capital City Aid	10.0	10.0	-	-
Shared Services and School District Consolidation Study and Implementation Grants	10.0	10.0	-	-
Open Space Payments In Lieu of Taxes (PILOT)	6.5	10.0	3.5	53.8
Highlands Protection Fund Aid	4.4	4.4	-	-
Meadowlands Tax-Sharing Payments	4.0	-	(4.0)	-
<b>Total Municipal Aid</b>	<b>\$1,584.7</b>	<b>\$1,584.2</b>	<b>(0.5)</b>	-

## **Community Affairs**

### ***Shared Services and Property Tax Relief***

The FY2021 budget continues Governor Murphy's commitment to achieving property tax savings through innovative shared services efforts. The Governor's Shared Service Czars and the Local Assistance Bureau (LAB) have advanced over 1,000 shared service agreements since January 2019, more than twice the average amount of agreements signed in past years.

The budget will maintain the \$10 million Local Efficiency Achievement Program (LEAP) in the Department of Community Affairs. The Governor also proposes spending \$5 million for upgrades and the consolidation of public safety access points (PSAPs) to begin to restore the 9-1-1 fee for its intended use.

### **Shared Services Agreements by Year**

<b>Year</b>	<b>Agreements</b>
2014	180
2015	425
2016	539
2017	393
2018	414
2019	859
2020 *	184

\* Through January of 2020

***Affordable Housing***

For the second consecutive year, in FY2021 the Governor proposes continuing the use of the Affordable Housing Trust Fund for its intended purpose and will allocate at least \$60 million to fund affordable housing across our state. DCA’s new allocation approach will help many municipalities strengthen neighborhoods, encourage innovation, and build capacity in the housing development space.

The Office of Homelessness Prevention will receive \$3 million to continue to implement comprehensive policies to reduce homelessness and expand access to the continuum of housing options. The FY2021 budget will also provide an additional \$2.5 million for Prevention of Homelessness grants for a total of \$6.8 million.

**Transportation**

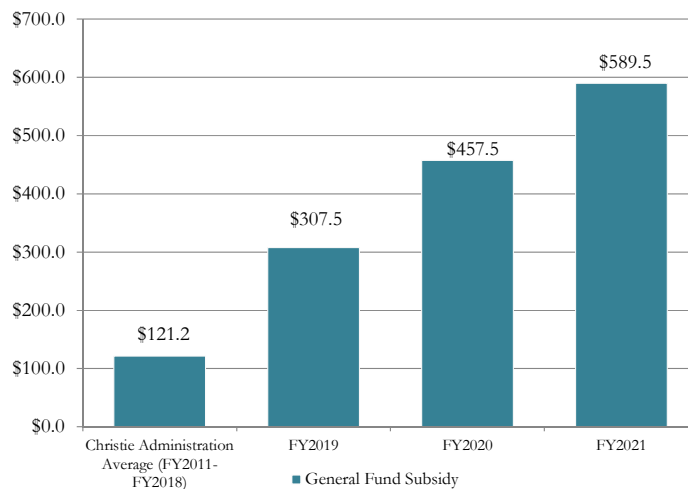
***NJ TRANSIT***

In FY2021 Governor Murphy will remain laser-focused on turning around NJ TRANSIT. The agency will continue to dedicate resources to enhance system safety, improve the customer experience, and deliver on environmental stewardship. The Administration proposes increasing the General Fund subsidy by \$132 million, which will allow NJ TRANSIT to avoid a fare increase for the third consecutive year.

This historic increase is a 318 percent increase of the General Fund subsidy since FY2018 and a 14 percent increase for overall agency budget growth. The record investment will not only allow NJ TRANSIT to cover its contractually obligated salary increases, but it will also provide additional funds for bus and rail operations, facilitate additional Locomotive Engineer Trainee classes to eventually reach a full complement of 390 engineers, and launch a Battery Electric bus program that advances the State’s clean energy goals.

**Increased NJ TRANSIT Funding**

(In Millions)

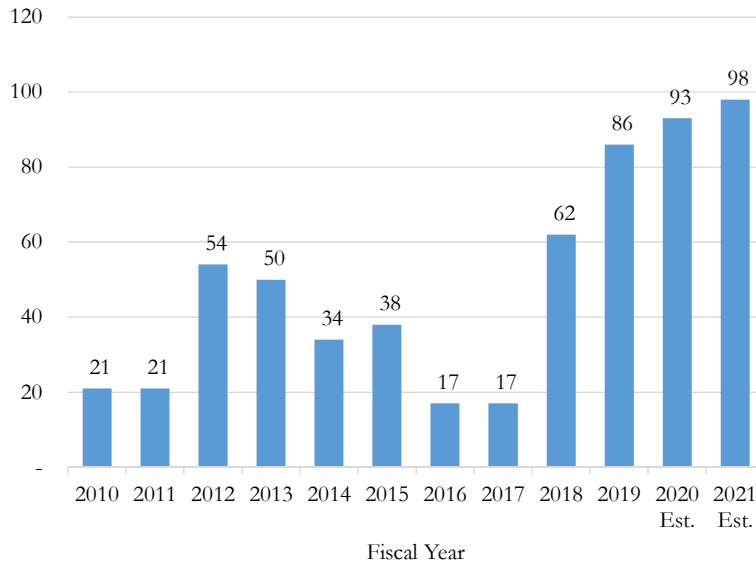


Funding provided directly to NJ TRANSIT from the Clean Energy Fund, the New Jersey Turnpike Authority and the Transportation Trust Fund Capital Reserves subaccount is not included.



Between 2018 and 2019, there were 35 percent fewer train cancellations as rail services continue to be restored across the state. NJ TRANSIT has invested hundreds of millions of dollars into new rolling stock this year, and the Governor’s advocacy has led to an improved federal rating for the critical Portal North bridge project, so the State can now begin planning construction to replace the 110-year-old bridge. To ensure that the agency focuses on long-term improvements rather than short-term gimmicks, NJ TRANSIT will also release its ten-year strategic plan and five-year capital plan before the end of this fiscal year.

## Engineer Trainees Hired



### ***Transportation Capital Program***

The Department of Transportation has transformed the way it engages municipalities to deliver more projects to more communities with increased technical assistance. Through the Commitment to Communities program, NJDOT is actively drawing in municipalities seeking resources to jumpstart their projects. Over the last three rounds of the local aid program, NJDOT has increased the number of projects to reach a greater breadth of municipalities each year, including 96 percent of municipalities in 2019.

In the fifth year of the most recent reauthorization of the Transportation Trust Fund Authority Act, Governor Murphy’s FY2021 budget appropriates \$2 billion for the State Transportation Capital Program. The budget includes \$1.24 billion for crucial investments in State and local highway and bridge projects, and another \$760 million for transportation projects. Governor Murphy will also continue to support the program with \$620 million of pay-as-you-go funding, which significantly reduces the entity’s historical reliance on debt.

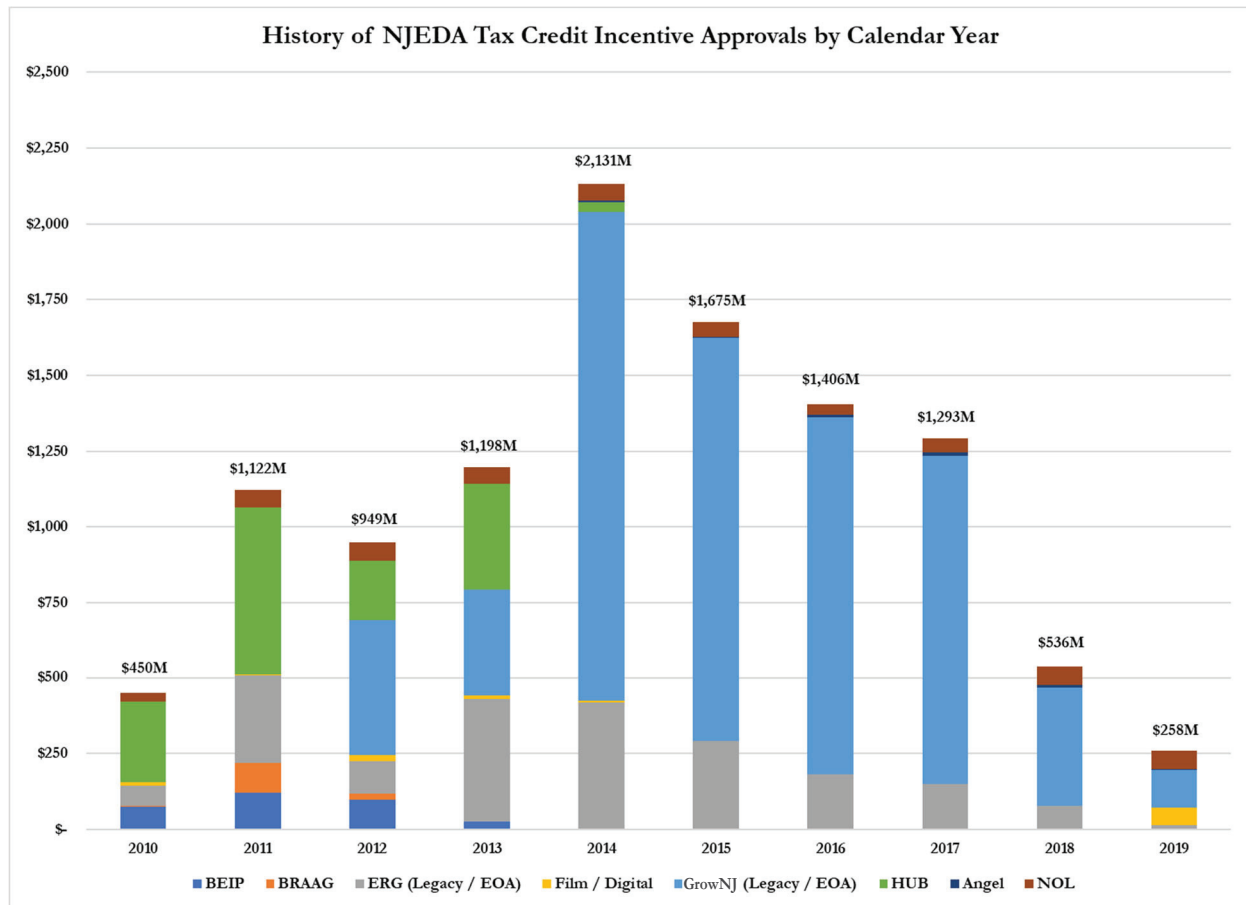
### ***Motor Vehicle Commission***

The budget will allow the Motor Vehicle Commission (MVC) to manage customer volume and wait times for those receiving REAL ID driver’s licenses and for those who can now obtain driver’s licenses regardless of their immigration status due to legislation the Governor signed in December 2019.

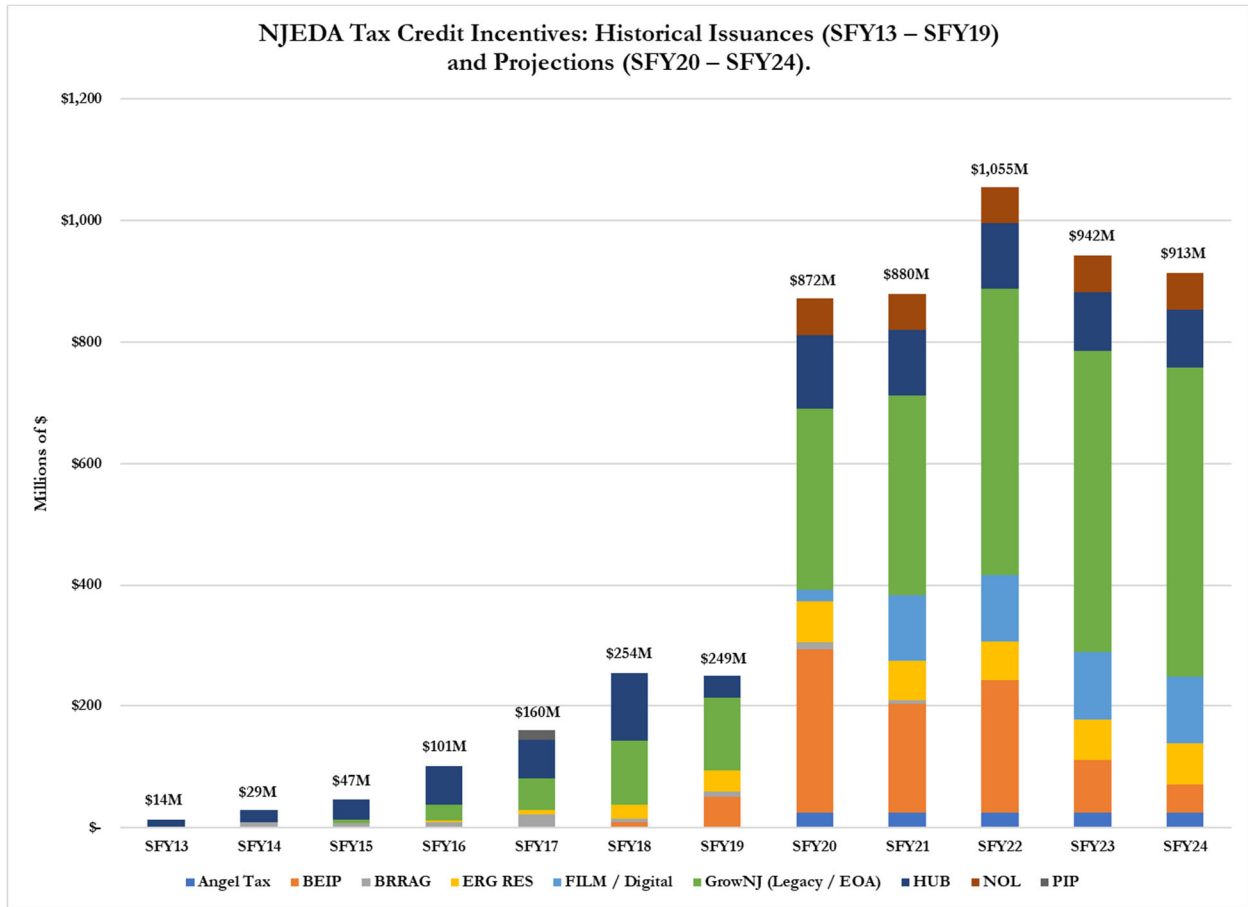
## Economic and Workforce Development

### *Economic Development*

Although the State currently has no new economic incentives regime due to legislative inaction, the State still faces over \$1 billion in projected obligations in FY2021. Thanks to the work of the Task Force on EDA Tax Incentives, established by Governor Murphy pursuant to Executive Order 52, the State has already reduced its obligations by \$11 million through agreements with tax incentive recipients who could not meet their obligations, with more than \$500 million in potential recoveries outstanding.



The EDA has continued to lead on investing in the State’s innovation economy. NJ Ignite now partners with 18 collaborative workspaces, and nine startups benefitted from the program in 2019. EDA approved 161 applicants for Angel Investor Tax Credits in 2019, a number that will significantly grow after Governor Murphy expanded the credit for 2020. The Governor also expanded the film tax credit this year and extended the program until 2028. In 2019, the State approved 15 projects for a total of \$57.3 million, including the Academy Award winning “Joker” and “West Side Story.”



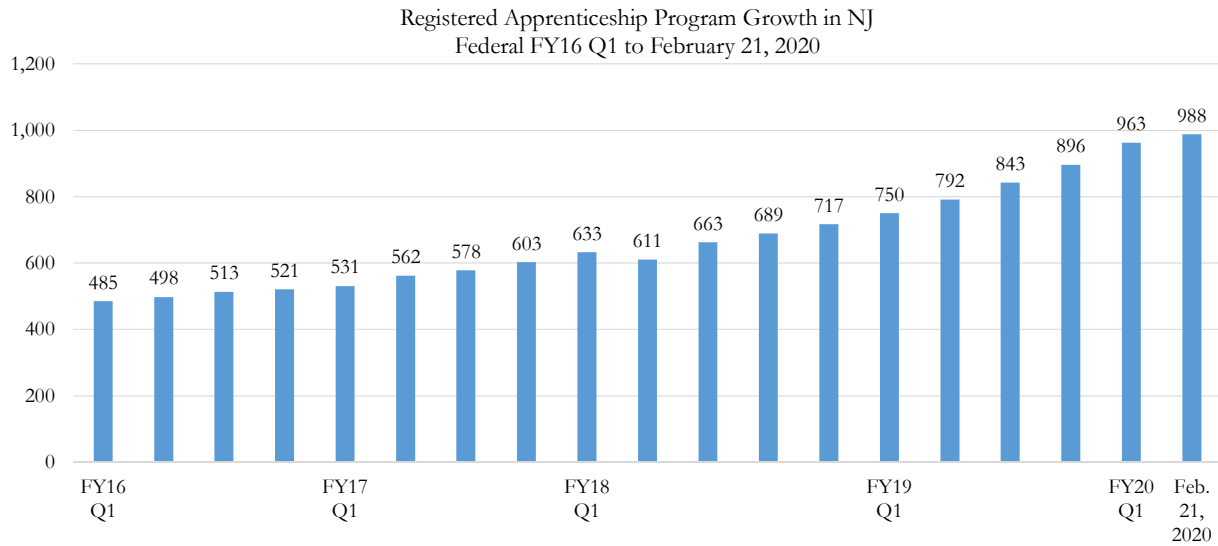
After the successful launch of the Business First Stop web interface in October, the State will continue to advance permitting and government process modernization efforts with \$2.5 million in FY2021.

**Workforce Development**

The Department of Labor (DOL) will allocate over \$20 million from the Workforce Development Partnership Program to advance the Governor’s Jobs NJ plan, which was released this January and will prepare New Jersey to lead the 21<sup>st</sup> century talent market. This funding will strengthen the Administration’s current initiatives, including the NJ Apprenticeship Network and Career Accelerator Internships. It will also expand programs like UPSKILL incumbent career training and create NJ Talent Solutions, which will bring together government agencies to help businesses solve talent challenges.

Since 2018, there has been a 62 percent increase in registered apprenticeship programs in New Jersey. As of January 2020, there are more than 8,500 apprentices participating in 988 apprenticeship programs across the state. The New Jersey Apprenticeship Network has provided more than \$10 million in grants that will fund training for over 2,000 apprentices and pre-apprentices. The Network’s grants programs have been placing women, African-American, and Hispanic apprentices at twice the statewide average.

## Apprenticeship Programs



Following through on last year’s commitment, Labor established a new unit to reform NJ Builders Utilization Initiative for Labor Diversity (NJ BUILD), which supports outreach and training programs for minority group members and women in construction and other trade occupations. NJ BUILD will invest over \$3.5 million each year towards career seekers in both FY2020 and FY2021.

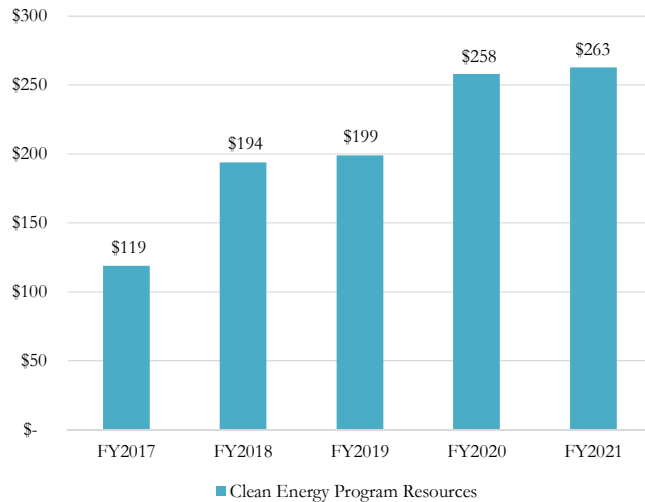
Labor has also advanced its Industry Partnership initiative, which asks business leaders to lead conversations on how to resolve industry workforce challenges. All three of the State’s regions are piloting partnerships within the manufacturing sector.

## Energy and Environment

### *Clean Energy*

In FY2020, Governor Murphy reduced the Clean Energy Program diversion by over \$71 million. The administration also awarded the largest Single-State Offshore Wind (OSW) solicitation in the country, and launched the State’s first Community Solar Energy Pilot Program. In January 2020, the Administration unveiled the State’s Energy Master Plan to outline how the Administration will reach its goal of 100 percent clean energy by 2050 and it launched the Protecting Against Climate Threats (PACT) regulatory reform effort.

**FY2017 - FY2021 Clean Energy Program Resources**  
(In Millions)



The Governor also signed legislation codifying our goal of 330,000 registered light-duty electric vehicles by 2025 and creating one of the country’s most ambitious vehicle rebate programs. The State will expend \$30 million from the Societal Benefits Charge in FY2020 and FY2021 for the “Light Duty Plug-in Electric Vehicle Rebate Program.”

In FY2021, the Administration proposes continuing to reduce Clean Energy Fund diversions by another \$5 million. BPU will use the Clean Energy Fund to help launch a Green Bank, which will leverage private and public dollars to create jobs and support clean energy and economic development programs. Additional Clean Energy funds will go toward cleantech ecosystem development for start-up incubators and research projects.

The Fund will also support a \$2 million Whole House pilot program, which will develop holistic interventions for energy efficiency, lead remediation, and hazard prevention to create better health and energy outcomes for low-income residents.

In FY2021 the Administration will launch the Wind Innovation and New Development (WIND) Institute to support research and development and workforce training for the state’s offshore wind industry. The budget includes additional staff at DEP to support the responsible development of offshore wind and move projects through the permitting process.

In line with targets set out in the Clean Energy Act, BPU will further develop a new energy efficiency framework and transition to a solar successor program.

***Environmental Protection***

In anticipation of future voter approval to issue debt for the replacement of lead service lines, the Administration proposes appropriating \$80 million to support critical drinking water infrastructure needs in FY2021. This would be the first new appropriation for water infrastructure in decades. The

budget also supports new staffing in compliance and enforcement to increase drinking water related inspections and investigations.

To address the increased occurrence of harmful algal blooms (HABs), the budget supports new staffing in Lakes Management and a new \$2 million grant program to assist with HAB screening equipment and remedies.

To support critical environmental needs, DEP's FY2021 State-funded full-time employee (FTE) count will increase from 1,038 in FY2020 to 1,062 in FY2021. Total employees will increase from 2,639 to 2,731. While the Department's proposed budget appears to show a decrease in funding, a significant portion of DEP's funding will come from constitutionally dedicated Corporation Business Tax (CBT) revenue supplementals that have been provided separately from the Governor's budget each year since FY2017. Excluding the CBT supplementals, the DEP will spend approximately \$99 million more in FY2021 (excluding debt service) than what was budgeted for in the FY2020 Appropriations Act.

The budget again proposes increasing bear hunting permit fees to \$100 as the Governor seeks non-lethal options for ursine population management.

## **Health Care and Human Services**

### ***Youth Services***

The FY2021 budget makes significant investments into youth behavioral health. Significant new funding for the Children's System of Care will allow the Department of Children and Families to rebalance out of home and in-community service rates for the first time in 15 years. This program helps more youth remain at home, in school, and in their own communities while still receiving the full scope of services they require, and provides coordinated care for more than 59,000 children and adolescents.

Child Protection and Permanency (CP&P) is responsible for investigating allegations of child abuse and neglect and, if necessary, arranging for the child's protection and family's treatment. The FY2021 budget includes a total of \$1.1 billion in State and federal funds for the operations and services provided by the Division.

### ***Child Care***

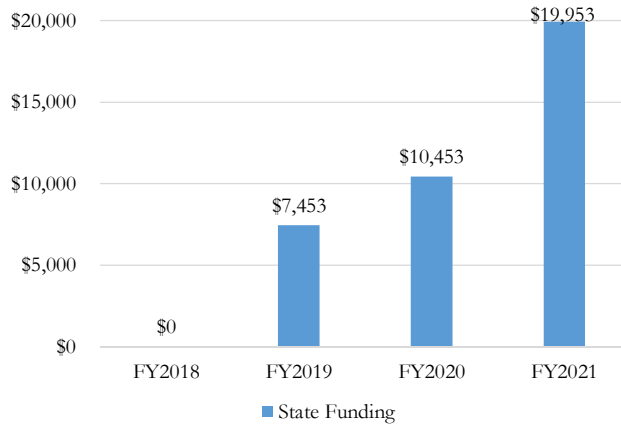
Since the Governor's first budget, the child and dependent care tax credit has put nearly \$30 million back into the strained family budgets of over 70,000 taxpayers.

Over the last two years, nearly \$100 million in new State and federal resources have been provided to support quality and affordable child care for working families in New Jersey by improving reimbursement rates for child care providers, expanding incentives for child care centers to enhance their quality, and improving the curricula of child care centers. This year the administration will cut the co-pays parents pay for child care in our state assistance program by 50 percent.

## ***Family Planning and Maternal Health***

After restoring the Christie Administration’s callous cuts and replacing critical federal funding impacted by the Trump Administration’s Title X gag rule, the Governor proposes spending nearly \$20 million for family planning services in FY2021.

### **Family Planning Services (In Thousands)**



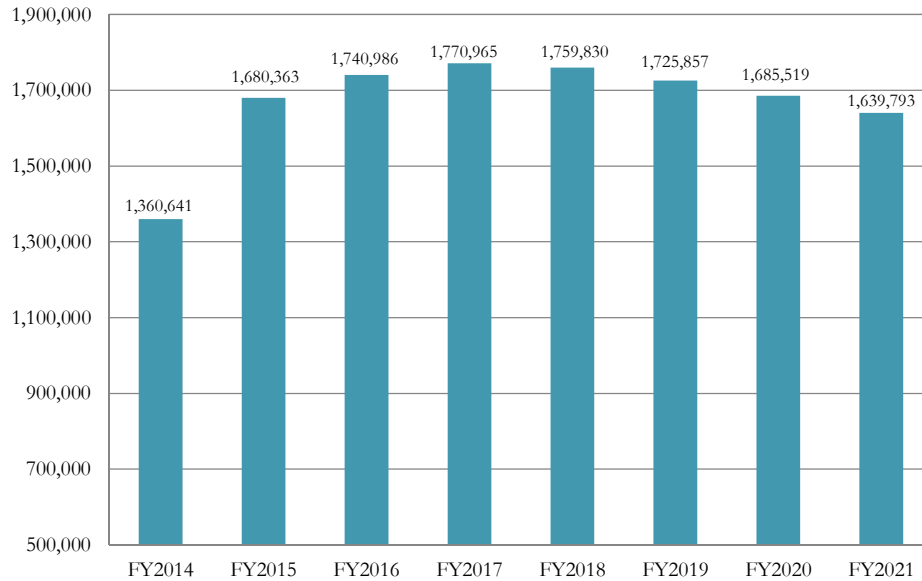
FY2018 – FY2020 as of the Appropriations Act. Funding does not include supplemental appropriations.

The budget continues support for the First Lady’s Nurture NJ interdepartmental program. This year we will fund implicit bias training for all labor and delivery hospitals and Federally Qualified Health Centers.

## ***NJ FamilyCare***

The FY2021 budget includes nearly \$4.7 billion in state funding to provide comprehensive health care coverage for more than 1.6 million low-income residents. NJ FamilyCare funding includes critical new benefits added or expanded by the Murphy Administration since 2018, including a new family planning benefit for individuals not previously covered under Medicaid. This year, NJ FamilyCare will implement its first episode-of-care pilot program for perinatal care and increase rates for nurse-midwives.

## NJ FamilyCare Enrollment



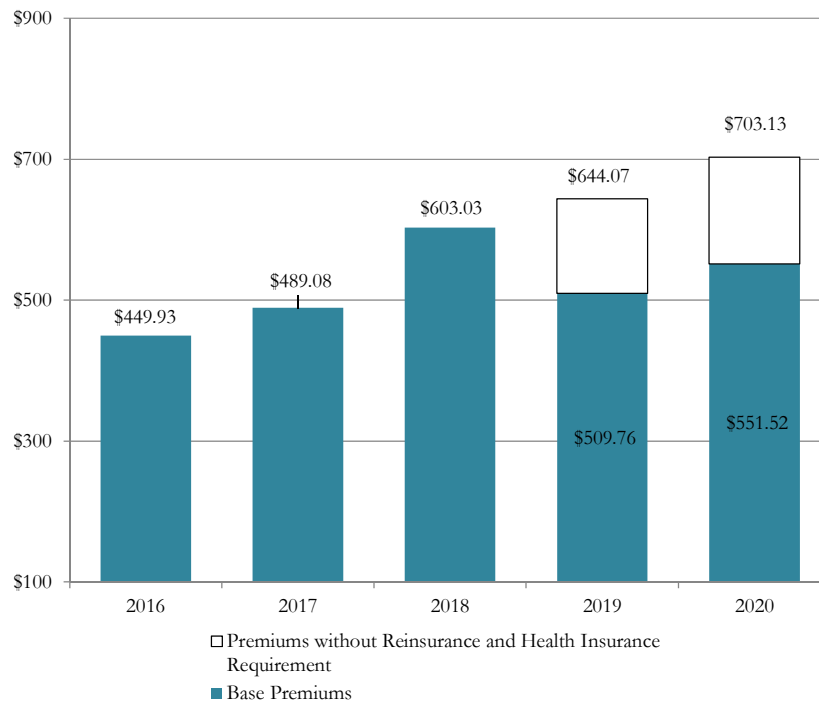
### ***Access to Health Care***

In FY2021, the Murphy Administration will launch its state-based exchange, which will give New Jersey greater control over its health insurance market despite Washington DC's sabotage of the Affordable Care Act. The Budget proposes a state-level version of the recently repealed federal Health Insurance Tax. By maintaining this assessment, the State will be able to fund the reinsurance program enacted in 2018 and provide approximately \$200 million in annual subsidies for New Jerseyans purchasing health insurance.

The budget also includes seed funding for the Office of Health Care Affordability and Transparency, which will develop a strategic plan to increase quality, cost transparency, and taxpayer savings.



## Premiums if Reinsurance and Health Insurance Requirement Had Not Been Enacted



The above graph represents the base premiums per plan year. In 2020, nearly 8 out of 10 New Jerseyans who purchase insurance on the exchange receive a subsidy reducing their cost of health insurance.

To help make New Jersey more affordable for seniors and address rising prescription drug prices, the Governor proposes increasing the income eligibility level by \$10,000 for the Pharmaceutical Assistance to the Aged and Disabled (PAAD) and Senior Gold programs, which will result in an estimated 21,000 new PAAD enrollees. This expansion will also allow more residents to be eligible for Senior Gold.

### Mental Health and Addiction Services

This year the administration will increase rates for Substance Use Disorder Long-Term Residential Services and Integrated Care Management Services. This budget also proposes using funds to increase the number of residencies for training psychiatrists and to pilot a program through the Mental Health Advisory Committee that supports justice system-involved individuals with mental health conditions.

Since the start of his administration, Governor Murphy has committed \$200 million toward Expanded Addiction Initiatives. This funding has generated over 30 ongoing programs across eight departments. The Murphy Administration remains committed to combating the opioid epidemic through a patient-centered, evidenced-based, and data-driven approach. In FY2021, these efforts include \$20 million for Keeping Families Together, which is now the nation’s largest supportive housing program for child welfare-involved families. It will also maintain the Attorney General’s Operation Helping Hands in all 21 counties, and continue to increase the availability of medication-

assisted treatment—including \$12 million for Office Based Addiction Treatment and funding for naloxone for law enforcement, public libraries, and homeless shelters.

Although we still have substantial work to do to decrease the number of overdose deaths, in 2019 we saw a small decrease for the first time since the epidemic started. The opioid prescription rate also declined by ten percent between 2018 and 2019. In FY2021, successful programs will be presented in the Governor’s budget under their lead department, with an additional \$15 million to support new initiatives.

### ***Developmental Disabilities***

The FY2021 budget provides additional funding to continue New Jersey’s emphasis on home and community-based services.

In addition to wage increases for Direct Service Providers, the Governor also proposes an additional \$10 million to increase day program rates to ensure quality care and appropriate enrollment levels by addressing the funding need for uncompensated absences.

### ***Family Development and Anti-Poverty Efforts***

The FY2021 budget includes the final year of the Administration’s promised phase-in to increase the Earned Income Tax Credit (EITC) from 35 percent to 40 percent of the federal benefit. It also proposes legislation to lower the age threshold for childless workers to 21 to make tens of thousands more workers eligible. The budget also includes \$2 million to operationalize Code Blue legislation so counties can better assist homeless residents.

Due in part to the recommendations of the Governor’s Transgender Equality Task Force, this budget includes planning grant funds to improve the quality and availability of shelter services for LGBTQ+ individuals facing homelessness.

The budget builds on the Administration’s commitment to a livable minimum wage by including \$65.2 million to boost wages for those who work at subsidized child care facilities, with the elderly and people with intellectual and developmental disabilities or mental health challenges.

### ***Public Health***

As part of the Governor’s Statewide Plan to Address Lead Exposure, the Department of Health will utilize \$1.5 million to mainly fund community health workers and pediatricians’ lead prevention work.

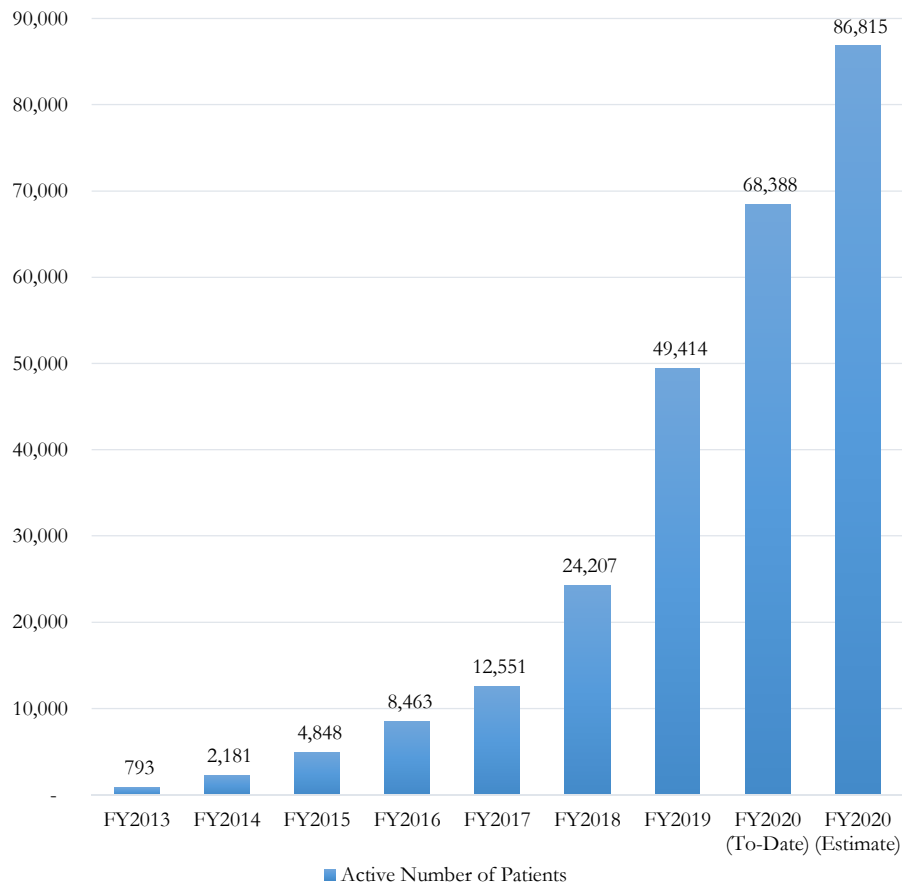
The Budget replaces federal funding to maintain the efforts of the Infection Control Assessment and Response (ICAR) Team, and continues funding for county and large city health departments to respond to communicable disease outbreaks.

The budget will allow the Department of Health to reduce the wait time for Behavioral Health Facilities licensure to three months, after the Department reduced it from 16 to eight months in 2019.

This budget also notes that once constituted, the Cannabis Regulatory Commission will assume oversight of the medical marijuana program. Since the start of this Administration, over 68,000

patients have been able to receive marijuana for health needs (over 400 percent increase since the start of 2018).

## Medical Marijuana Patients



Because this budget recommends increasing the Cigarette Tax to align New Jersey with other Northeastern states, we can continue to contribute \$391.5 million to the Health Care Subsidy Fund and increase anti-smoking programs to \$7.8 million.

### ***Hospital Funding***

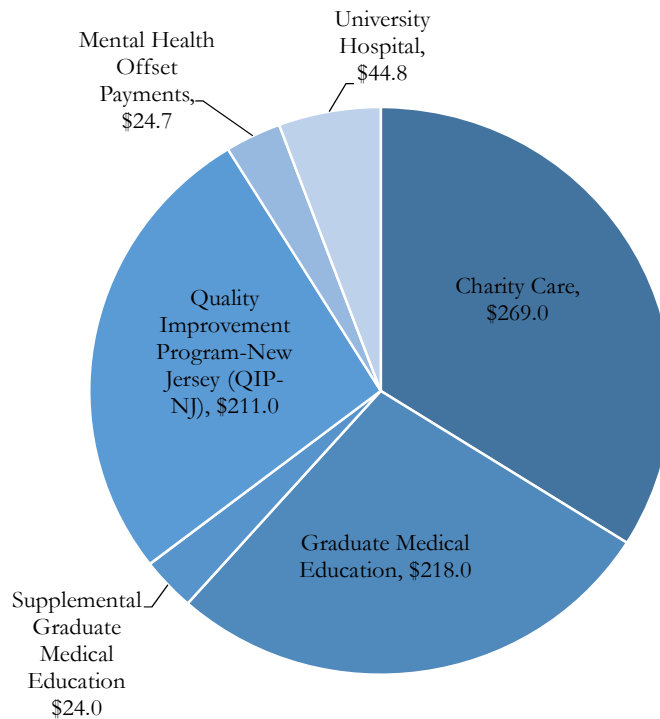
A total of \$269 million is recommended to be distributed through the Charity Care program to all hospitals in New Jersey, while focusing the majority of resources on those safety net facilities that provide the greatest volume of care to the uninsured relative to their total patient group.

The Quality Improvement Program – New Jersey (QIP-NJ) is funded at \$211 million in State and federal funds, and provides payments to facilities that are successful in achieving measurable improvement across care process and health outcome indicators for the maternal and behavioral health populations.

To ensure New Jersey residents have continued access to a highly qualified pool of physicians, the budget includes \$218 million for the Graduate Medical Education program, and \$24 million for Supplemental Graduate Medical Education. These funds are available to hospitals that train doctors and encourage robust medical education programs by offsetting a portion of the significant costs associated with the training of New Jersey’s next generation of physicians.

## FY2021 Hospital Funding

(In Millions)



## Law and Public Safety

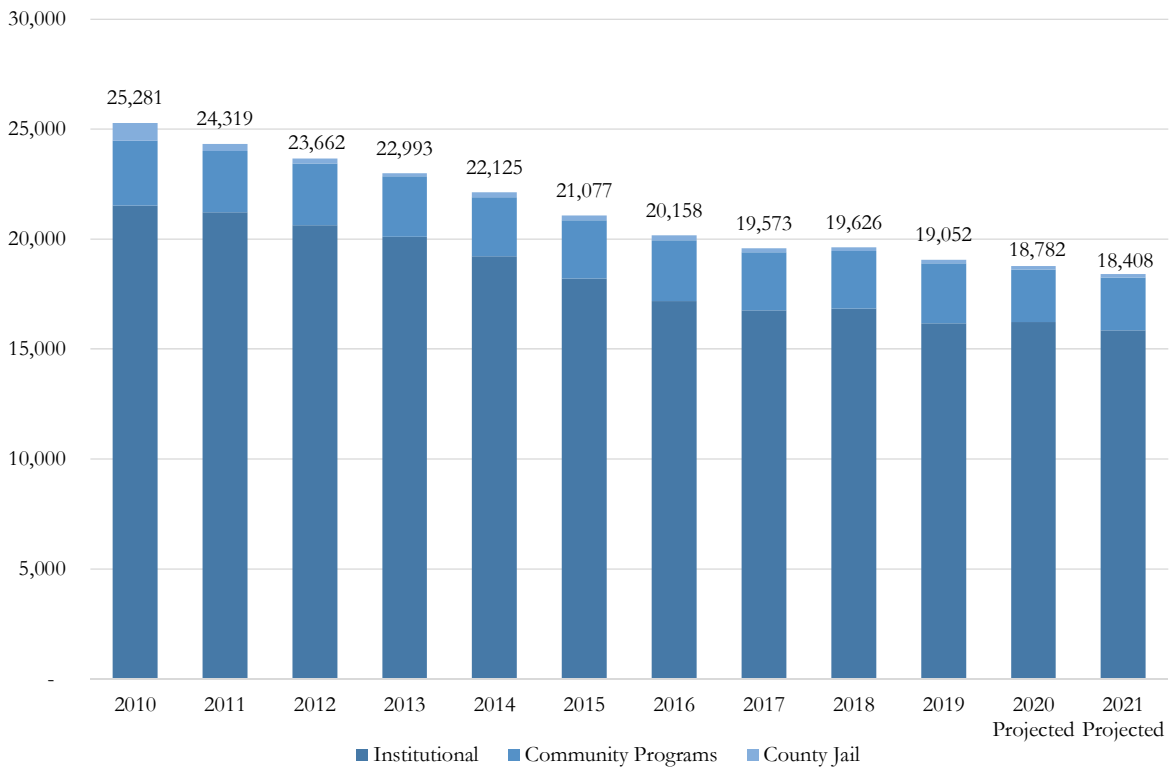
### ***Criminal Justice Reform***

In FY2020, Governor Murphy enacted several landmark reforms to New Jersey’s criminal justice system, including restricting the use of isolated confinement, making it easier for incarcerated parents to keep in touch with their family members, and committing \$15 million to expand access to expungements. The Administration expanded access to financial aid for incarcerated individuals and enacted Earn Your Way Out to allow incarcerated individuals to take time off their sentences upon completion of education and workforce development courses.

The Governor also enacted legislation to streamline the state’s parole system and require individualized reentry plans. In November, the Criminal Sentencing and Disposition Commission was constituted and provided recommendations for additional criminal justice reforms that are expected to substantially reduce the population of currently incarcerated, prevent recidivism, and produce savings. The administration will propose compassionate release legislation as part of its budget package.

The FY2021 budget would invest over \$21.5 million in testing and treating all interested inmates with Hepatitis C. It would also support new Career and Technical Education programs for adult inmates and transitional housing for juveniles leaving custody. Finally, the proposed budget would develop a helpline for Corrections Officers to provide them with peer supports to reduce the impact of occupational stress.

## Department of Corrections Inmate Population



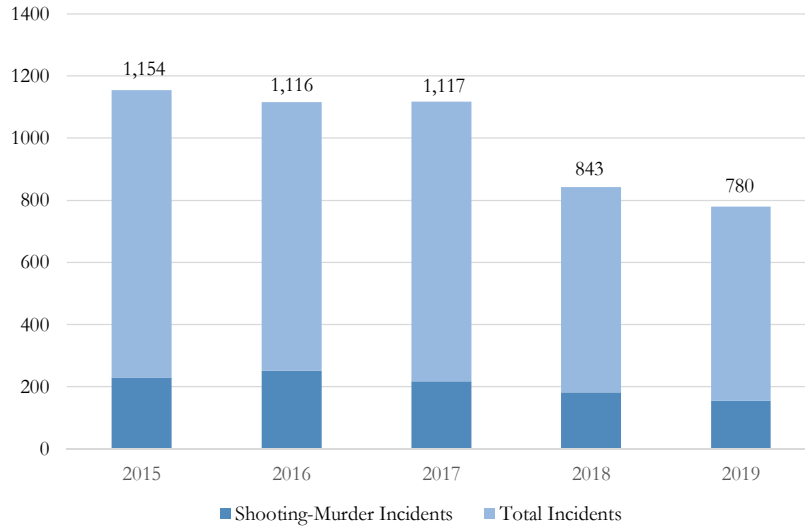
### ***Immigrant Rights***

This budget supports the Governor’s Office of New Americans, created last July and funded through the Department of Human Services, and continues to fund legal assistance for undocumented immigrants facing detention and deportation.

### ***Gun Safety***

The Governor’s budget continues support for the Center on Gun Violence Research at Rutgers University. It again proposes raising firearm fees, many of which have not been updated since 1966, and implementing excise taxes on firearms and ammunition. These fees will support the State’s investment in our State Troopers and their critical operational needs.

### Statewide Shooting Incidents



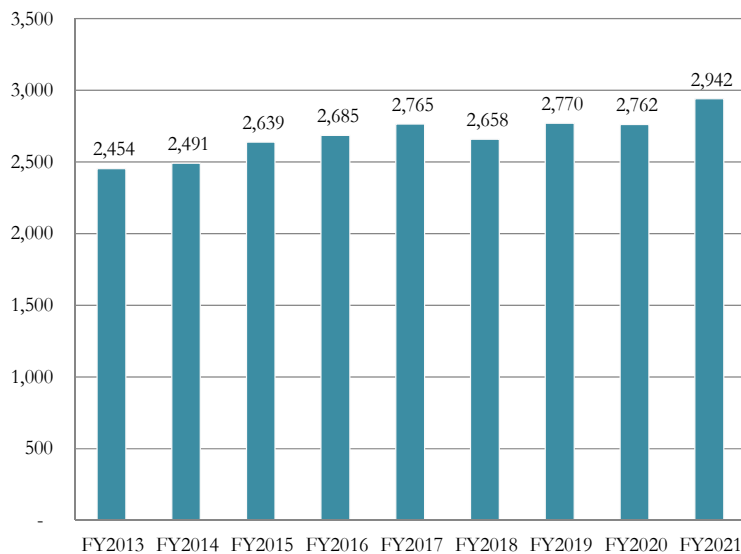
#### ***Combating Bias and Promoting Civil Rights***

As part of the Governor’s commitment to changing Trenton’s culture, this budget will support trainings for State and local governments to end harassment and discrimination in the workplace.

#### ***New Jersey State Police***

The FY2021 budget provides \$4.5 million towards the 162<sup>nd</sup> State Trooper recruit class. NJSP will also lead a statewide effort to upgrade radios.

### End of Year State Trooper Count



### ***Homeland Security***

The budget allows the Office of Homeland Security and Preparedness to support new projects prioritized by the Domestic Security Preparedness Task Force, and it will provide \$5 million for the Nonprofit Security Grant Pilot Program, which funds nonprofit organizations at the greatest risk of terror attacks.

### ***Voting Rights and Representation***

In addition to a federal grant of \$9.8 million received in FY2019, the State will spend \$16.2 million in Election Management and Coordination in FY2021 to ensure open and fair elections. The Governor has advanced multiple key reforms expanding democracy this fiscal year, including restoring voting rights for 80,000 residents on probation or parole and providing protections for online voter registration. The budget also includes State funding to encourage the use of vote-by-mail.

### ***Military and Veterans Affairs***

Governor Murphy's budget demonstrates a continued commitment to assist New Jersey's 326,000 veterans, providing a total of \$9.9 million for veterans' housing and support services, as well as \$2.5 million for grants geared towards improving veterans' access to health care. The budget also supports the legislative change to exclude combat zone pay from the General Income Tax. New Jersey is currently the only state that imposes this tax.

## FY2020 and FY2021 Revenues

### Economic Performance and Outlook

The New Jersey economy continued to expand in 2019, albeit at a slower rate relative to 2018. The labor market added 39,000 jobs for a growth rate of 0.9 percent, moderating slightly from 2018's 1.0 percent growth rate.

The New Jersey unemployment rate continued to improve in 2019, ending the year with a December reading of 3.5 percent. The unemployment rate averaged 3.6 percent over the course of 2019, the lowest annual unemployment rate on record.

New Jersey real GDP rebounded in the third quarter, growing at a 2.3 percent annual rate. It had grown at a 0.7 percent annual rate in the second quarter. Through three-quarters of the year, real GDP growth is averaging 1.5 percent, a stepdown from 2018's 2.2 percent rate.

New Jersey personal income grew at a 2.9 percent annual rate in the third quarter of 2019, slowing relative to both the first and second quarters. Through three-quarters of the year, personal income growth is averaging 3.9 percent, which is below 2018's blistering pace of 5.3 percent but in line with the current recovery average of 3.7 percent.

Existing home sales were lackluster in 2019, both in New Jersey and across the nation as a whole. New Jersey home sales ended the year slightly higher than last year, up 0.1 percent over 2018. Growth was led by the townhouse-condo market with sales up 0.3 percent, while single-family home sales were 0.2 percent lower year-over-year. Nationwide, the number of sales of existing homes was roughly even with 2018.

The signing of the Phase-One trade agreement between the U.S. and China at the start of 2020 provides temporary relief to the economic outlook, which had been weighed down by trade tensions over the course of 2019. The Federal Open Market Committee (FOMC) had cited uncertainty deriving from trade negotiations as one of the driving factors for their three quarter-point rate cuts this past summer and fall, the other two being low inflation and slowing global economic growth.

Uncertainty over the outcome of the current presidential election is likely to limit the upside to economic growth this year as the direction of federal fiscal and economic policy will depend heavily on the results of the election. The onset of the COVID-19 Coronavirus at the start of the year will negatively impact global economic growth due to the production and supply-chain disruptions caused by the temporary shutdown of factories across China coupled with the quarantines and travel bans that have been imposed.

The economic expansion is expected to continue into 2020. The FOMC is projecting real GDP at the national level to grow 2.0 percent in 2020, slightly below the current trend. Real GDP growth for the nation as a whole averaged a moderate 2.3 percent from 2010 to 2018, while New Jersey growth averaged a modest 0.9 percent during the same period.



## Revenue Outlook

The continued moderate economic growth forecast underlies the Murphy Administration's revenue forecasts for FY2020 and FY2021.

### FY2021 Revenues

(In Millions)

	FY2020		FY2021		Change from Revised	
	Approp. Act	Revised	Projected	\$	%	
Income	\$ 16,493	\$ 16,801	\$ 17,795	994	5.9	
Sales	10,242	10,406	10,774	368	3.5	
Corporation	3,342	3,897	3,831	(66)	(1.7)	
Other	8,440	8,361	8,762	401	4.8	
<b>Total</b>	<b>\$ 38,517</b>	<b>\$ 39,465</b>	<b>\$ 41,162</b>	<b>1,697</b>	<b>4.3</b>	

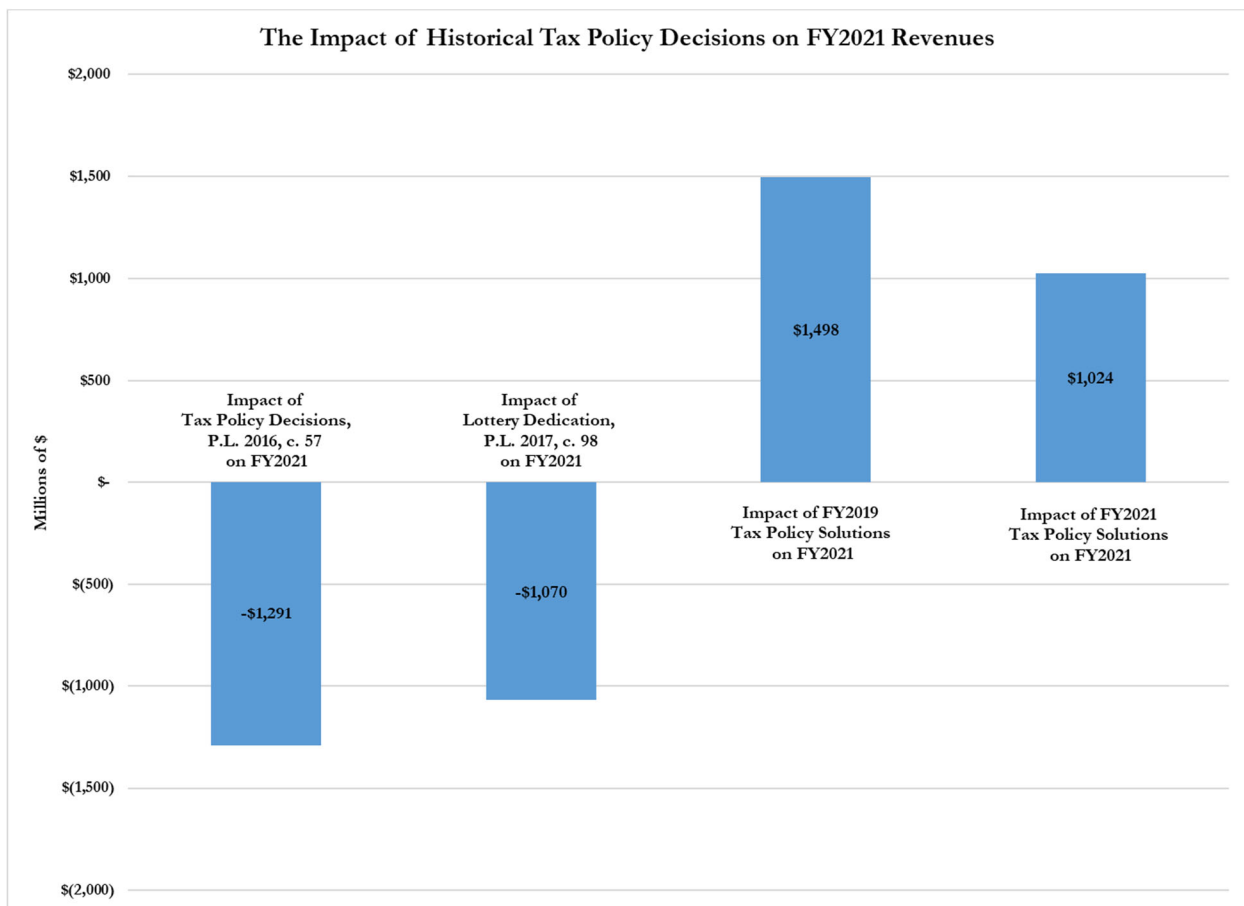
#### FY2021 Revenues Restoring Fiscal Responsibility

The Governor's FY2021 budget continues to build upon the goal of restoring fiscal responsibility. While policies enacted in 2016 and 2017 sharply eroded several major recurring revenue streams and increased the structural budgetary imbalance, Governor Murphy proposes new recurring revenues to help restore long-term stability and meet the State's growing obligations. The FY2021 revenue estimate of \$41.162 billion represents 4.3 percent growth over FY2020 revised levels. This increase of \$1.7 billion includes \$673.0 million in baseline revenue growth plus \$1.024 billion from new sources.

Policy changes made in 2016 and 2017 removed \$2.4 billion in revenue from the budget. P.L. 2016, c.57 is estimated to have reduced FY2021 on-budget recurring revenues by approximately \$1.3 billion. The law consisted of a package of tax cuts, the largest of which was the reduction of the Sales Tax rate from 7.0 percent to 6.625 percent, costing the State roughly \$650 million annually once fully phased-in. Additionally, foregone revenues of almost half a billion dollars in FY2021 is attributable to elimination of the Estate Tax. The remainder of the tax cut package included raising the pension income exclusion threshold for retirees, increasing the value of the Earned Income Tax Credit (EITC), providing veterans with a tax credit, and dedicating the Petroleum Products Gross Receipts tax to the Transportation Trust Fund.

The following year, P.L. 2017, c.98 created the Lottery Enterprise Contribution Act, a 30-year agreement that dedicates Lottery revenues to the state pension fund. While this agreement will help bolster the pension system after chronic underfunding by previous administrations, it also eliminates just over \$1 billion in General Fund resources from the State budget.

The revenue losses associated with the tax policy changes of 2016 and 2017 made necessary a series of permanent and temporary tax policy changes in FY2019. The four most significant State tax policy changes included the enactment of a millionaire’s tax on income over \$5.0 million, a temporary four-year surtax on corporate income, mandatory unitary combined reporting for corporations, and applying the Sales Tax to remote sellers and online marketplaces to offset the erosion in the tax base. The corporate surtax has already begun its statutory phase-down and will expire after the end of Tax Year 2021.



However, the FY2019 tax policy changes were not sufficient to offset the previous loss of recurring on-budget revenues in light of our growing obligations. Therefore, Governor Murphy is proposing to extend the millionaire’s tax rate on income over \$5.0 million to income over \$1.0 million, raising \$493.8 million in FY2021. The Governor is also proposing an increase in the Cigarette Tax to \$4.35 per pack, matching New York and Connecticut, which would raise \$215.8 million. Other initiatives include a Corporate Responsibility Fee yielding \$180.5 million, an opioid assessment worth \$20.0 million, and various additional fees, enforcement initiatives, and funding enhancements.

## Revenue Outlook

---

The Governor proposes a tiered version of the Corporate Responsibility Fee in FY2021 for private employers that have more than 50 employees receiving state Medicaid benefits. The fee applies to both employees and dependents, and is set at \$325 for employers with 50 to 250 employees covered by Medicaid, \$525 for 250 to 500 covered employees, and \$725 for employers with more than 500 covered employees. The highest fee is less than the State's average per capita expenditure on Medicaid recipients. The proposal would not impose the fee for employees with a physical disability, an intellectual or developmental disability, and it would include a mechanism for employers with financial issues to apply for a hardship exemption based on the Fee's impact. This fee is designed to encourage large corporations to improve the quality of their health benefits and reduce their reliance on State resources. The Governor further proposes increasing registration fees and penalties and levying new assessments on opioid drug manufacturers and wholesalers.

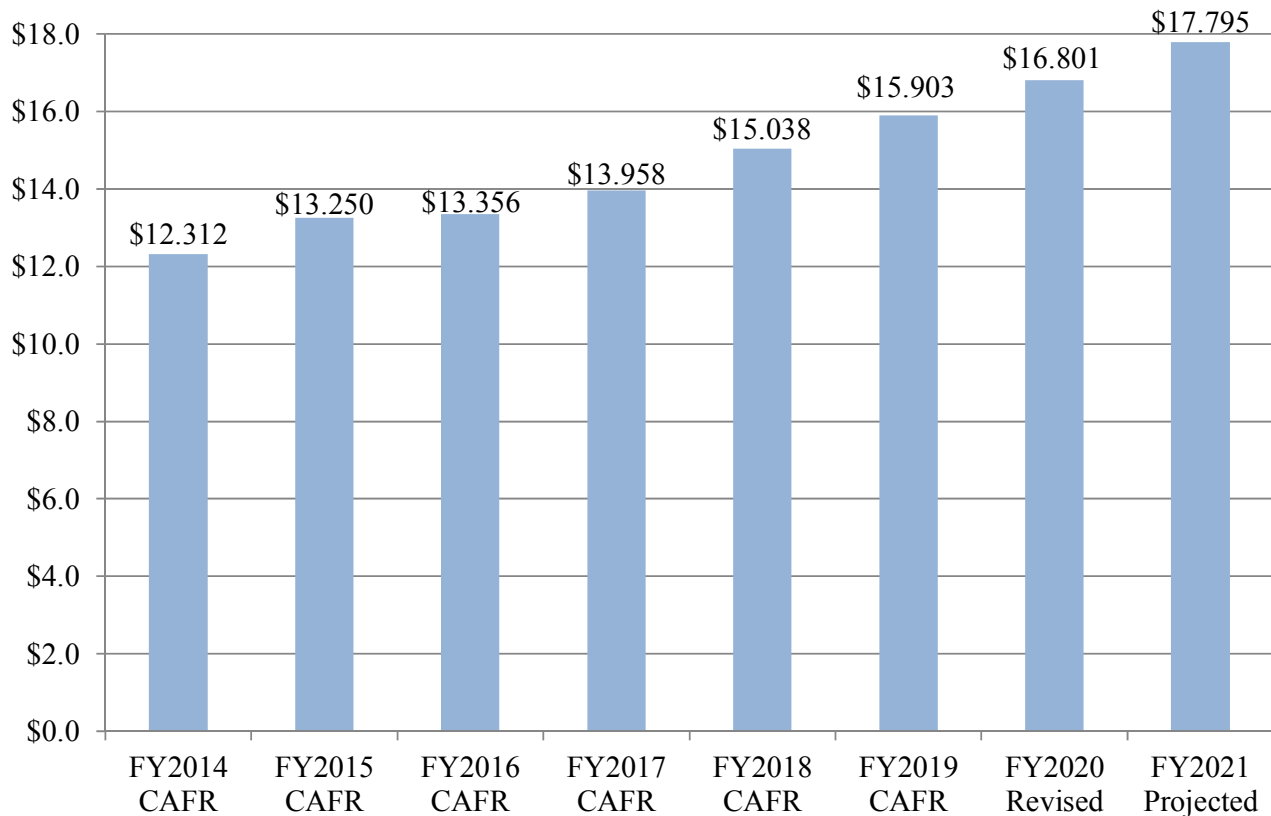
Lastly, the Division of Taxation is implementing new auditing and enforcement measures estimated to yield \$40.0 million, primarily through the Sales and Use Tax. Taxation will implement enforcement measures to stop revenue suppression software schemes that enable certain service sector companies to reduce their tax liability. Similar initiatives have effectively increased tax collections in other states. Legislation should also be enacted making the possession and use of certain sales suppression software subject to criminal liability and immediate seizure. Moreover, adding additional systemic billing notices will allow those taxpayers that simply need more time to pay that opportunity, while also moving the more delinquent tax accounts to the forefront for either collection action or vendor action. Lastly, new software to improve audit selection will help better identify and prioritize audit subjects.

## Gross Income Tax

FY2020 Gross Income Tax (GIT) revised revenues are projected to grow 5.6 percent over FY2019 levels to \$16.8 billion. Underlying growth in withholdings from employee wages has been on target and steady all year, mirroring positive employment and wage growth. Collections from income sources not subject to withholding have been strong, likely boosted by healthy gains in the stock markets during the second half of 2019.

The FY2020 GIT base includes the tax policy changes that took effect in FY2019, such as the 10.75 percent levy on income over \$5 million as well as several tax-relief measures for New Jersey residents – raising the cap on the property tax deduction from \$10,000 to \$15,000; phasing in the value of the Earned Income Tax Credit (EITC); and creating a new child and dependent care credit. Those permanent tax changes will continue to provide benefits to New Jersey residents in FY2021 and beyond.

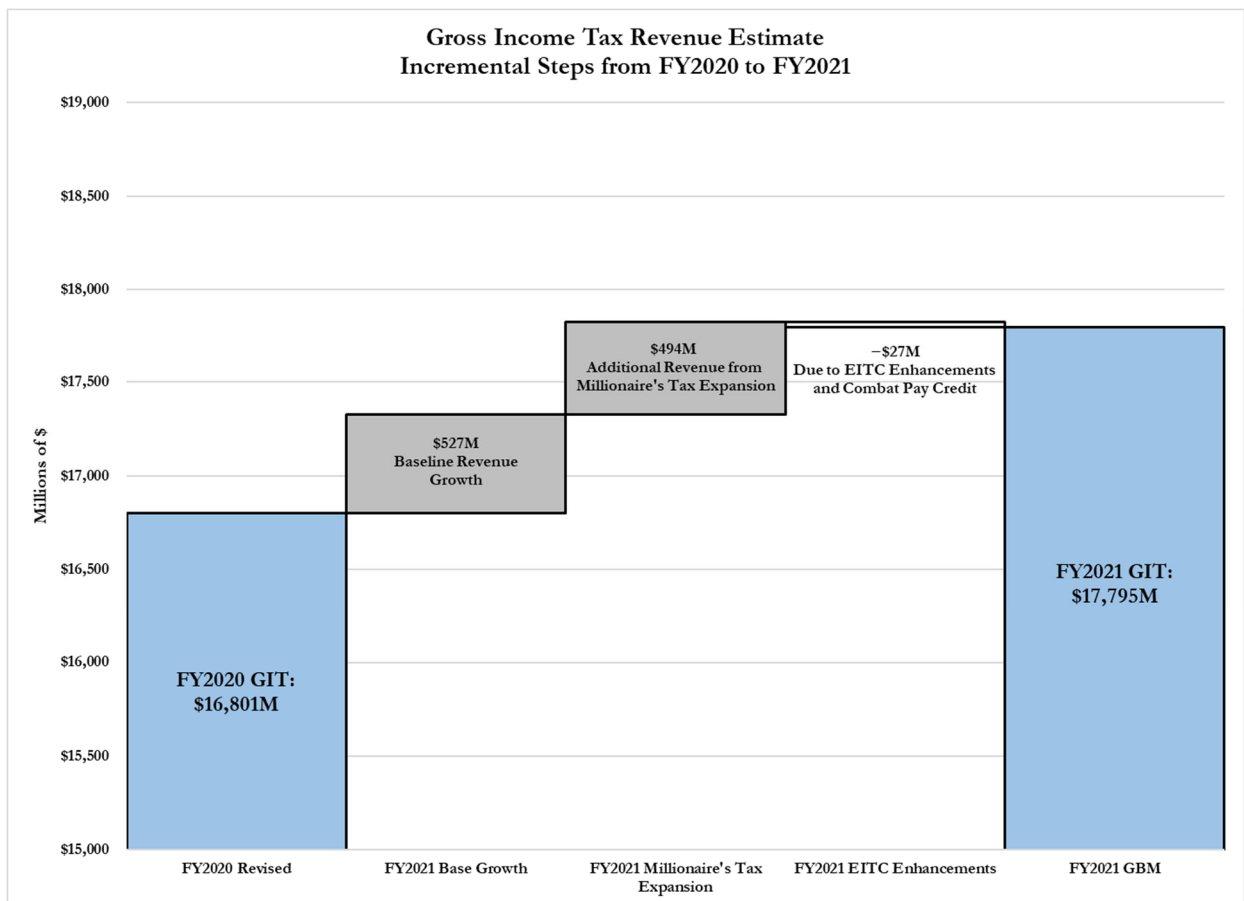
## Gross Income Tax (In Billions)



## Revenue Outlook

The FY2021 GIT revenue estimate of \$17.8 billion assumes total net collections grow by 5.9 percent. The New Jersey economy performed well in calendar year 2019 and is projected to continue to expand moderately in 2020 and 2021. As a result, baseline FY2021 Gross Income Tax collections are projected to grow 3.1 percent over FY2020 revenues, or \$527 million.

The Governor’s proposed extension of the 10.75 percent marginal tax rate to income over \$1 million is estimated to add an additional \$494 million to FY2021 GIT revenues. Slightly offsetting this is an \$18 million reduction due to the third and final step of the phase-in of the increase in the EITC, an \$8 million reduction attributable to lowering the age of EITC eligibility from 25 to 21 for certain taxpayers, and a \$1 million reduction for the proposed exclusion of certain combat pay.



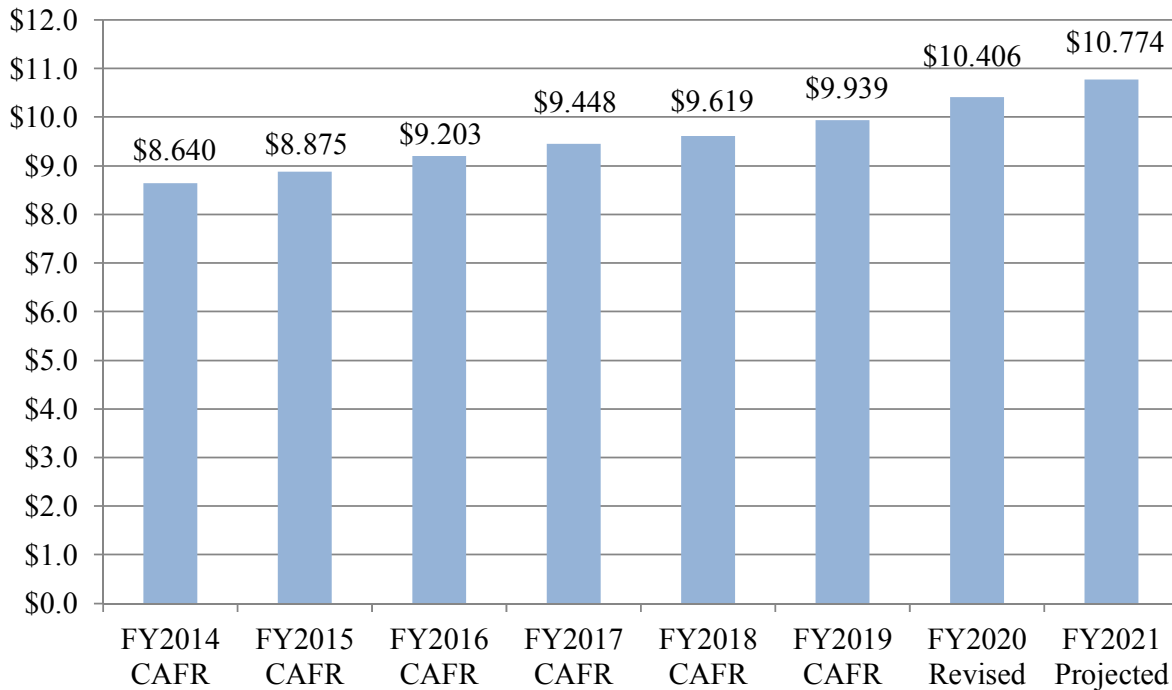
## Sales Tax

FY2020 Sales and Use Tax revised revenues of \$10.4 billion are projected to grow 4.7 percent over FY2019 levels. Revenue collections in FY2020 benefitted from two primary factors. First, underlying consumer spending temporarily swelled between August and November, rising by 5.3 percent. That base growth has since tapered downward, closer to the 3.0 percent range. Second, FY2020 is the first full year of expanded collections from certain remote sellers.

The Supreme Court Decision, *South Dakota v. Wayfair, Inc.* gave states the legal authority to tax sales of retail goods sold through online marketplaces that do not have a physical nexus in New Jersey. In FY2019, partial-year collections from remote sellers and online marketplaces yielded revenues of about \$153 million, while FY2020 collections are expected to reach approximately \$340 million for the full fiscal year.

Consumer spending should continue to expand at a moderate pace thanks to continued growth in jobs and income in both calendar years 2020 and 2021. Sales Tax revenue is projected to grow 3.5 percent in FY2021, or \$368 million, reaching a total of \$10.8 billion. Within the Sales Tax total, the second full year of collections from certain remote sellers is expected to yield a total of about \$351 million.

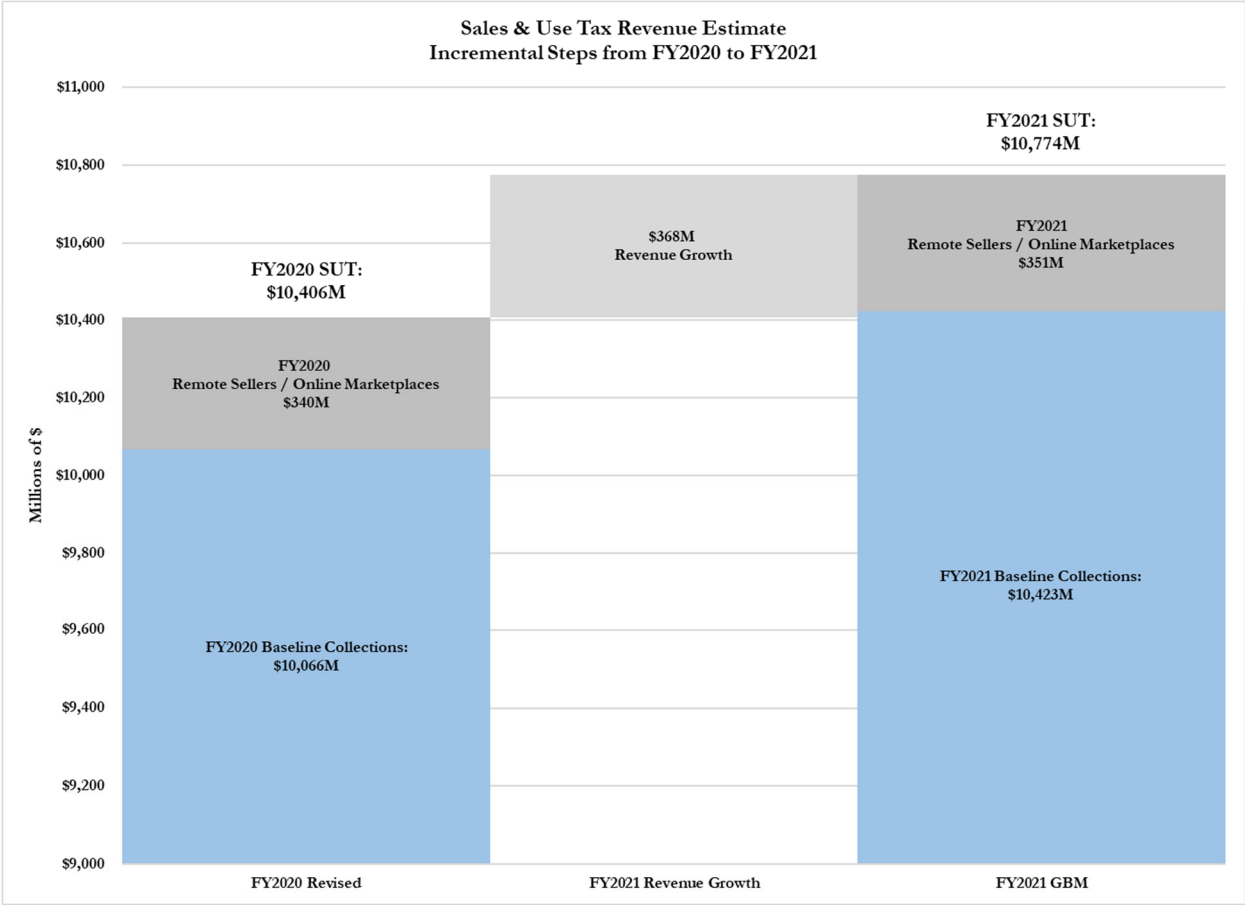
## Sales Tax (In Billions)



Sales Tax excludes the tax on energy.

Additionally, the Division of Taxation is implementing new auditing and enforcement measures estimated to yield \$35 million. Legislation is recommended, similar to other states, which would make the possession and use of certain sales suppression software subject to criminal liability. Adding certain systemic billing notices and procuring new audit selection software will also enhance collections.

# Revenue Outlook



### **Corporation Business Tax**

The FY2020 Corporation Business Tax (CBT) revised revenue projection of \$3.9 billion represents a decline of 3.3 percent, or \$132 million below FY2019 levels. The revised amount is a significant increase over the level forecasted in the FY2020 certification, due to strong CBT revenue growth from August through November. More recently, however, CBT growth has halted, in part, because refund payments have surged.

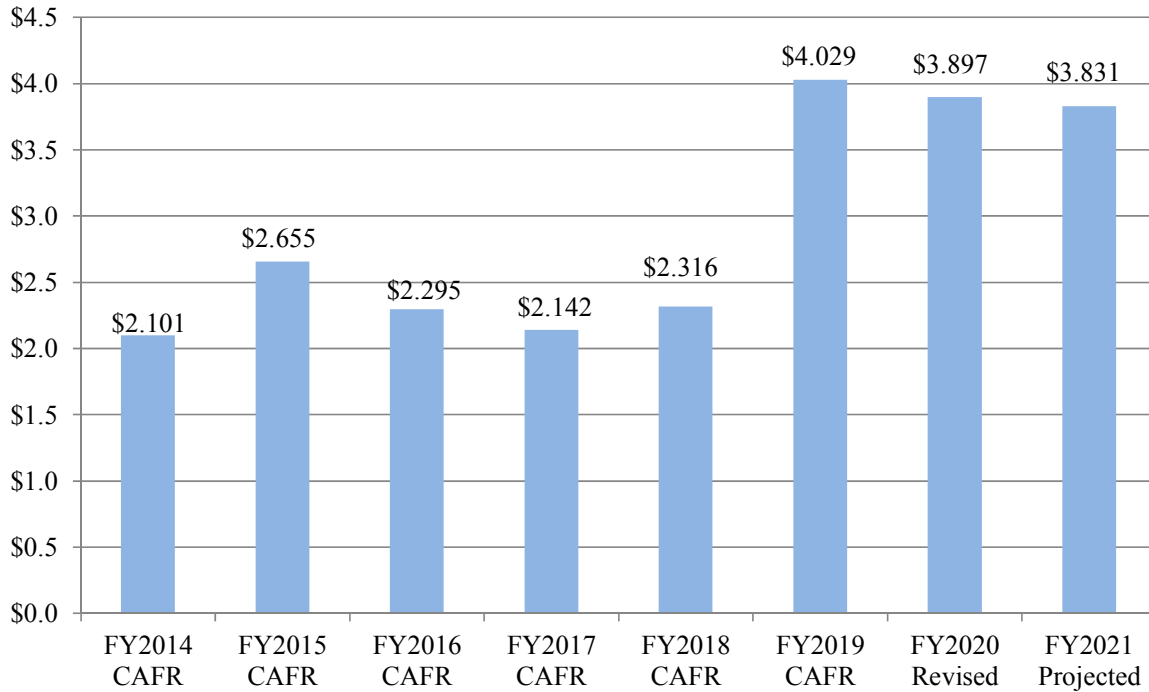
The FY2020 revised forecast reflects a combination of the loss of certain one-time revenues in FY2019, the step-down of the CBT surtax rate from 2.5 percent to 1.5 percent, the rise in refund payments, offset by a full year of the initial impact from mandatory unitary combined reporting and market-based sourcing, and continued baseline growth.

Last year, in FY2019, New Jersey CBT revenue collections peaked at \$4.0 billion, benefitting from a series of federal and State tax law changes, some of which were permanent and some of which were temporary: the broadening of the corporate tax base under the federal Tax Cut and Jobs Act; the retroactive enactment of a four-year State corporate surtax; a revised State tax law that captured the benefit of the federally-mandated repatriation of earnings held overseas; the initial effects of mandatory unitary combined reporting and market-based sourcing; certain one-time payments; and the one-year Tax Amnesty.



## Corporation Business Tax

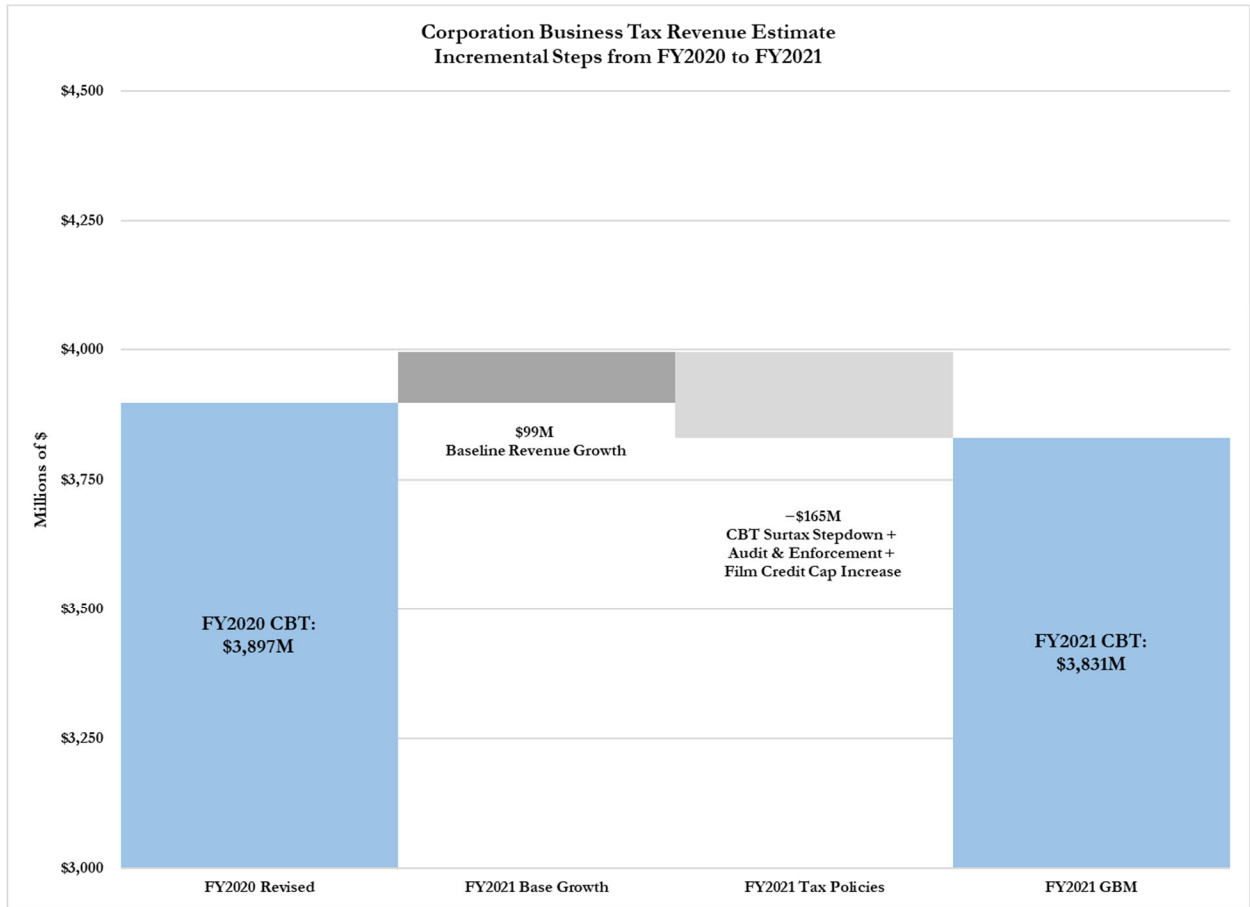
(In Billions)



Corporation Business Tax excludes the tax on energy.

Estimated FY2021 revenue collections of \$3.8 billion are anticipated to be down \$66 million from FY2020 levels, a decline of 1.7 percent from FY2020 levels. CBT refunds are projected to remain at elevated levels entering FY2021, as national and state tax analysts believe that some corporations have been overpaying taxes upfront, while they evaluate the implications flowing from various recent federal and State corporate tax policy changes.

Baseline revenues are projected to grow \$99 million, offset by \$145 million revenue loss from the statutory drop in the CBT surtax rate from 2.5 percent to 1.5 percent. The \$25 million increased annual cap for certain film tax credits is also expected to reduce CBT revenues. Lastly, a new Taxation auditing and enforcement initiative is estimated to yield \$5 million.





## FY2021 Budget by Department

(In Thousands)

Department	FY2020	FY2021	Change	
	Adjusted Approp.	Budget	\$	%
Chief Executive	\$ 7,236	\$ 7,236	-	-
Agriculture	86,208	31,647	(54,561)	(63.3)
Banking and Insurance	114,013	64,013	(50,000)	(43.9)
Children and Families	1,207,689	1,250,658	42,969	3.6
Community Affairs	939,485	938,149	(1,336)	(0.1)
Corrections	1,090,546	1,090,955	409	-
Education	12,316,356	12,704,547	388,191	3.2
Environmental Protection	557,943	342,289	(215,654)	(38.7)
Health	1,023,339	1,016,988	(6,351)	(0.6)
Human Services	6,736,277	7,082,310	346,033	5.1
Labor and Workforce Development	181,638	182,788	1,150	0.6
Law and Public Safety	676,858	658,515	(18,343)	(2.7)
Military and Veterans' Affairs	100,165	100,165	-	-
State	1,455,599	1,467,495	11,896	0.8
Transportation	2,044,051	2,143,328	99,277	4.9
Treasury	2,347,614	2,308,682	(38,932)	(1.7)
Miscellaneous Commissions	789	989	200	25.3
<b>Total Executive Branch</b>	<b>\$ 30,885,806</b>	<b>\$ 31,390,754</b>	<b>504,948</b>	<b>1.6</b>
Interdepartmental	4,859,624	5,101,100	241,476	5.0
Local Pensions and Health Benefits - Education and Treasury	2,954,560	3,167,805	213,245	7.2
General Obligation Debt Service - Environmental Protection and Treasury	358,758	291,205	(67,553)	(18.8)
Legislature	90,321	88,636	(1,685)	(1.9)
Judiciary	811,119	811,119	-	-
<b>Total Appropriations*</b>	<b>\$ 39,960,188</b>	<b>\$ 40,850,619</b>	<b>890,431</b>	<b>2.2</b>

\*FY2020 and FY2021 exclude approximately \$1.0 billion in pension contributions funded from the Lottery Enterprise Contribution Act.

## Direct State Services by Department

(In Thousands)

Department	FY2020	FY2021 Budget	Change	
	Adjusted Approp.		\$	%
Chief Executive	\$ 7,236	\$ 7,236	-	-
Agriculture	7,188	6,713	(475)	(6.6)
Banking and Insurance	114,013	64,013	(50,000)	(43.9)
Children and Families	335,198	335,198	-	-
Community Affairs	47,832	48,332	500	1.0
Corrections	959,712	954,078	(5,634)	(0.6)
Education	85,347	90,100	4,753	5.6
Environmental Protection	253,438	250,212	(3,226)	(1.3)
Health	396,402	396,731	329	0.1
Human Services	301,664	305,364	3,700	1.2
Labor and Workforce Development	108,096	109,096	1,000	0.9
Law and Public Safety	652,494	626,470	(26,024)	(4.0)
Military and Veterans' Affairs	97,501	97,501	-	-
State	50,597	46,817	(3,780)	(7.5)
Transportation	93,788	44,788	(49,000)	(52.2)
Treasury	505,490	496,884	(8,606)	(1.7)
Miscellaneous Commissions	789	989	200	25.3
<b>Total Executive Branch</b>	<b>\$ 4,016,785</b>	<b>\$ 3,880,522</b>	<b>(136,263)</b>	<b>(3.4)</b>
Interdepartmental*	3,511,586	3,769,521	257,935	7.3
Legislature	90,321	88,636	(1,685)	(1.9)
Judiciary	811,119	811,119	-	-
<b>Total Direct State Services</b>	<b>\$ 8,429,811</b>	<b>\$ 8,549,798</b>	<b>119,987</b>	<b>1.4</b>

\*FY2020 and FY2021 exclude \$108.4 million and \$112.0 million, respectively, in pension contributions funded from the Lottery Enterprise Contribution Act. Excluding that component, the total pension contributions for State Employees represent 37.6% of the FY2021 Interdepartmental Direct State Services budget.

## School Aid

(In Millions)

	<b>FY2020 Adjusted Approp.</b>	<b>FY2021 Budget</b>	<b>Change</b>	
			<b>\$</b>	<b>%</b>
<b>Aid to Schools</b>				
Formula Aid	\$ 8,677.0	\$ 9,013.5	336.5	3.9
Preschool Education Aid	806.5	889.2	82.7	10.3
Commercial Valuation Stabilization Aid	20.0	20.0	-	-
Extraordinary Special Education Aid	250.0	250.0	-	-
School Building Aid	27.7	21.3	(6.4)	(23.1)
Debt Service Aid	100.5	110.1	9.6	9.6
Other Aid	191.4	234.2	42.8	22.4
<b>Total Aid to Schools</b>	<b>\$ 10,073.1</b>	<b>\$ 10,538.3</b>	<b>465.2</b>	<b>4.6</b>
<b>Direct State Payments for Education</b>				
Teachers' Pension and Annuity Fund	\$ 1,708.3	\$ 1,929.1	220.8	12.9
Post Retirement Medical	1,000.8	958.6	(42.2)	(4.2)
Debt Service on Pension Obligation Bonds	261.6	250.6	(11.0)	(4.2)
Teachers' Social Security	785.5	800.5	15.0	1.9
<b>Total Direct State Payments for Education</b>	<b>\$ 3,756.2</b>	<b>\$ 3,938.8</b>	<b>182.6</b>	<b>4.9</b>
<b>School Construction Debt Service</b>	<b>\$ 1,099.5</b>	<b>\$ 1,017.8</b>	<b>(81.7)</b>	<b>(7.4)</b>
<b>Total School Aid (included in GBM)</b>	<b>\$ 14,928.8</b>	<b>\$ 15,494.9</b>	<b>566.1</b>	<b>3.8</b>
<b>Additional Support from the Lottery Enterprise Contribution Act (Teachers' Pension Payments)</b>	<b>\$ 831.6</b>	<b>\$ 842.5</b>	<b>10.9</b>	<b>1.3</b>
<b>Grand Total School Aid</b>	<b>\$ 15,760.4</b>	<b>\$ 16,337.4</b>	<b>577.0</b>	<b>3.7</b>

## Higher Education

(In Thousands)

	FY 2020 Adj. Approp	FY 2021 Budget	Change	
			\$	%
<b>College and Universities</b>				
Senior Public Institutions				
Operating Support (a)	723,556	699,683	(23,873)	(3.3)
Outcomes-Based Allocation	35,000	85,343	50,343	143.8
Fringe Benefits	723,611	680,388	(43,223)	(6.0)
Independent Colleges and Universities	2,000	2,000	-	0.0
Community Colleges				
Operating Support (b)	134,123	134,123	-	0.0
Fringe Benefits	49,140	48,811	(329)	(0.7)
<b>Total Colleges and Universities</b>	<b>\$ 1,667,430</b>	<b>\$ 1,650,348</b>	<b>(17,082)</b>	<b>(1.0)</b>
<b>Student Financial Assistance</b>				
Tuition Aid Grants	457,636	437,887	(19,749)	(4.3)
Community College Opportunity Grant (c)	25,000	25,000	-	0.0
Part-Time Tuition Aid Grants for County Colleges	8,737	8,737	-	0.0
NJSTARS I & II	6,907	6,907	-	0.0
EOF Grants and Scholarships	47,572	49,072	1,500	3.2
Governor's Urban Scholarship Program	945	945	-	0.0
Other Student Aid Programs	1,015	2,515	1,500	147.8
<b>Total Student Financial Assistance</b>	<b>\$ 547,812</b>	<b>\$ 531,063</b>	<b>(16,749)</b>	<b>(3.1)</b>
<b>Facilities and Capital</b>	<b>\$ 142,008</b>	<b>\$ 141,344</b>	<b>(664)</b>	<b>(0.5)</b>
<b>Other Programs (c)</b>	<b>\$ 15,921</b>	<b>\$ 21,421</b>	<b>5,500</b>	<b>34.5</b>
<b>Lottery Enterprise Contribution Act (d)</b>	<b>\$ 130,448</b>	<b>\$ 129,818</b>	<b>(630)</b>	<b>(0.5)</b>
<b>Total Higher Education</b>	<b>\$ 2,503,619</b>	<b>\$ 2,473,994</b>	<b>(29,625)</b>	<b>(1.2)</b>

Notes:

- (a) Legislative additions made in FY2020 were eliminated in FY2021.
- (b) Includes funding from the Supplemental Workforce Fund for Basic Skills of \$23.8 million.
- (c) Reflects transfer of \$5 million for Student Success Initiatives to the Office of the Secretary of Higher Education.
- (d) Supports fringe benefits of State-supported employees at Senior Public Institutions and Community Colleges.

**NEW JERSEY TOTAL SPENDING  
DEPARTMENTS, AUTHORITIES AND COLLEGES**

(thousands of dollars)

REVISED

The following financial data reflects amounts, by fund source, that are represented in the fiscal 2021 Governor's budget. Separately, it also includes revenues that are uniquely available to State authorities and colleges and universities for which the State is financially accountable. The bottom line of this report shows the full value of services provided by State government and its associated entities.

<b>Summary by Fund</b>	<b>FY 2020</b>	<b>FY 2021</b>
<b>State, Federal and Dedicated</b>		
State Appropriations	39,960,188	40,850,619
Federal Funds	15,096,959	15,558,508
All Other Funds (Dedicated)	5,444,626	5,153,503
Transportation Trust Fund	3,067,773	3,085,588
<b>Special Revenue / Trust / Bonds / Proprietary Funds</b>		
Special Revenue / Trust / Bond Funds	2,722,735	3,621,980
Proprietary Fund (Unemployment Insurance)	2,255,000	2,465,000
Proprietary Fund (Lottery)	3,563,452	3,672,502
<b>Independent Authorities, Colleges and Universities</b>	<b>13,475,358</b>	<b>13,658,337</b>
<b>Grand Total</b>	<b>85,586,091</b>	<b>88,066,036</b>

<b>Summary by Organization and Fund</b>	<b>FY 2020</b>	<b>FY 2021</b>
<b>Legislature</b>		
State Appropriations	90,321	88,636
<b>Chief Executive</b>	<b>8,011</b>	<b>8,011</b>
State Appropriations	7,236	7,236
All Other Funds (Dedicated)	775	775
<b>Agriculture</b>		
<b>768,083</b>	<b>768,083</b>	<b>779,485</b>
State Appropriations	86,208	31,647
Federal Funds	664,354	728,467
All Other Funds (Dedicated)	7,408	9,904
Special Revenue / Trust / Bond Funds	10,113	9,467
<b>Banking and Insurance</b>		
<b>410,323</b>	<b>410,323</b>	<b>413,924</b>
State Appropriations	114,013	64,013
All Other Funds (Dedicated)	934	704
Special Revenue / Trust / Bond Funds	295,376	349,207
<b>Children and Families</b>		
<b>1,914,635</b>	<b>1,914,635</b>	<b>1,995,967</b>
State Appropriations	1,207,689	1,250,658
Federal Funds	652,070	690,483
All Other Funds (Dedicated)	54,876	54,826



**NEW JERSEY TOTAL SPENDING**  
**DEPARTMENTS, AUTHORITIES AND COLLEGES**  
(thousands of dollars)

<b>Summary by Organization and Fund</b>	<b>FY 2020</b>	<b>FY 2021</b>
<b>Community Affairs</b>	<b>1,582,321</b>	<b>1,601,550</b>
State Appropriations	939,485	938,149
Federal Funds	479,317	501,317
All Other Funds (Dedicated)	158,721	158,012
Special Revenue / Trust / Bond Funds	4,798	4,072
<b>Corrections</b>	<b>1,125,868</b>	<b>1,132,205</b>
State Appropriations	1,090,546	1,090,955
Federal Funds	10,951	16,807
All Other Funds (Dedicated)	24,327	24,443
Special Revenue / Trust / Bond Funds	44	0
<b>Education</b>	<b>16,243,335</b>	<b>17,085,909</b>
State Appropriations	15,025,452	15,592,195
Federal Funds	923,289	928,219
All Other Funds (Dedicated)	11,971	20,818
Special Revenue / Trust / Bond Funds	282,623	544,677
<b>Environmental Protection</b>	<b>1,334,284</b>	<b>1,154,656</b>
State Appropriations	600,569	377,110
Federal Funds	207,834	233,040
All Other Funds (Dedicated)	136,289	115,899
Special Revenue / Trust / Bond Funds	389,592	428,607
<b>Health</b>	<b>2,191,627</b>	<b>2,235,035</b>
State Appropriations	1,023,339	1,016,988
Federal Funds	666,050	712,664
All Other Funds (Dedicated)	500,038	503,183
Special Revenue / Trust / Bond Funds	2,200	2,200
<b>Human Services</b>	<b>19,375,003</b>	<b>19,713,611</b>
State Appropriations	6,736,277	7,082,310
Federal Funds	10,503,408	10,749,309
All Other Funds (Dedicated)	2,123,212	1,870,699
Special Revenue / Trust / Bond Funds	12,106	11,293
<b>Labor and Workforce Development</b>	<b>3,985,513</b>	<b>4,673,938</b>
State Appropriations	181,638	182,788
Federal Funds	492,935	492,935
All Other Funds (Dedicated)	318,640	325,415
Proprietary Fund (Unemployment Insurance)	2,255,000	2,465,000
Special Revenue / Trust / Bond Funds	737,300	1,207,800

**NEW JERSEY TOTAL SPENDING  
DEPARTMENTS, AUTHORITIES AND COLLEGES**

(thousands of dollars)

REVISED

<b>Summary by Organization and Fund</b>	<b>FY 2020</b>	<b>FY 2021</b>
<b>Law and Public Safety</b>	<b>1,169,642</b>	<b>1,143,975</b>
State Appropriations	676,858	658,515
Federal Funds	249,569	234,239
All Other Funds (Dedicated)	213,779	222,738
Special Revenue / Trust / Bond Funds	29,436	28,483
<b>Military and Veterans' Affairs</b>	<b>184,118</b>	<b>212,418</b>
State Appropriations	100,165	100,165
Federal Funds	78,680	106,980
All Other Funds (Dedicated)	5,183	5,183
Special Revenue / Trust / Bond Funds	90	90
<b>State</b>	<b>1,529,531</b>	<b>1,588,416</b>
State Appropriations	1,455,599	1,467,495
Federal Funds	26,569	22,674
All Other Funds (Dedicated)	26,703	33,647
Special Revenue / Trust / Bond Funds	20,660	64,600
<b>Transportation</b>	<b>6,611,343</b>	<b>6,665,051</b>
State Appropriations	2,044,051	2,143,328
Federal Funds	9,233	9,233
Transportation Trust Fund	3,067,773	3,085,588
All Other Funds (Dedicated)	1,361,822	1,301,911
Special Revenue / Trust / Bond Funds	128,464	124,991
<b>Treasury</b>	<b>6,598,234</b>	<b>7,782,793</b>
State Appropriations	2,909,210	2,845,223
Federal Funds	9,498	10,083
All Other Funds (Dedicated)	422,619	428,993
Proprietary Fund (Lottery)	3,563,452	3,672,502
Special Revenue / Trust / Bond Funds	781,176	825,992
<b>Miscellaneous Commissions</b>	<b>789</b>	<b>989</b>
State Appropriations	789	989
<b>Interdepartmental Accounts</b>	<b>4,888,768</b>	<b>5,121,984</b>
State Appropriations	4,859,624	5,101,100
All Other Funds (Dedicated)	388	383
Special Revenue / Trust / Bond Funds	28,756	20,501
<b>The Judiciary</b>	<b>1,011,262</b>	<b>1,009,147</b>
State Appropriations	811,119	811,119
Federal Funds	123,202	122,058
All Other Funds (Dedicated)	76,941	75,970

**NEW JERSEY TOTAL SPENDING**  
**DEPARTMENTS, AUTHORITIES AND COLLEGES**  
(thousands of dollars)

<b>Summary by Organization and Fund</b>	<b>FY 2020</b>	<b>FY 2021</b>
<b>Independent Authorities (a)</b>	<b>7,877,448</b>	<b>8,048,339</b>
Higher Education Student Assistance Authority	2,119,597	2,444,615
New Jersey Transit Corporation	2,433,490	2,443,380
New Jersey Turnpike Authority (b)	1,777,714	1,795,695
University Hospital	701,800	722,854
New Jersey Housing and Mortgage Finance Agency	381,414	234,641
South Jersey Transportation Authority (b)	126,346	127,830
Casino Reinvestment Development Authority (b)	119,876	103,606
Economic Development Authority (b)	80,583	62,480
South Jersey Port Corporation (b)	35,228	34,000
New Jersey Water Supply Authority	33,327	33,137
New Jersey Sports and Exposition Authority (b)	47,313	24,025
New Jersey Infrastructure Bank	12,439	12,326
New Jersey Health Care Facilities Financing Authority (b)	4,331	4,113
New Jersey Educational Facilities Authority	2,437	2,871
New Jersey Redevelopment Authority (b)	1,552	2,765
<b>Colleges and Universities (a)</b>	<b>5,597,910</b>	<b>5,609,998</b>
Rutgers, The State University - New Brunswick	2,663,531	2,663,531
Rowan University	494,711	496,139
New Jersey Institute of Technology	416,170	416,170
Rutgers, The State University - Newark	402,385	402,385
Montclair State University	370,617	374,881
The College of New Jersey	209,453	205,111
Stockton University	197,215	203,170
Kean University	185,009	188,711
Rutgers, The State University - Camden	167,098	167,098
William Paterson University of New Jersey	148,163	148,580
Ramapo College of New Jersey	114,760	115,424
New Jersey City University	103,721	103,721
New Jersey Agricultural Experiment Station	68,959	68,959
Thomas Edison State University	56,118	56,118
<b>Grand Total</b>	<b>85,586,091</b>	<b>88,066,036</b>

(a) Revenues do not include State appropriations or bond proceeds.

(b) Authority operates on a calendar year budget. In these instances, FY 2021 represents calendar-year ending 12/31/2019, and FY 2021 represents calendar-year ending 12/31/2020.

**SUMMARY OF APPROPRIATIONS;  
MAJOR INCREASES AND DECREASES**

This table summarizes the major increases and decreases in the fiscal year 2021 budget and is organized by category.

Categories of recommended appropriations are defined as follows:

**State Operations** consists of programs and services operated directly by the State government. The largest single component is for the salary and benefits of State employees. This portion of the budget is subject to the spending limitations imposed by the Cap Law.

**Grants-in-Aid** appropriations are for programs and services provided to the public on behalf of the State by a third party provider, or grants made directly to individuals based on assorted program eligibility criteria. The NJ FamilyCare program, Tuition Aid Grant Program, Homestead Benefit Program, and funding for New Jersey Transit and State colleges and universities fall into this category.

**State Aid** consists of payments to or on behalf of counties, municipalities, and school districts to assist them in carrying out their local responsibilities. This category of expenditure includes school aid and municipal aid. It also includes funding for county colleges, local public assistance, and county psychiatric hospital costs.

**Capital Construction** represents pay-as-you-go allocations and debt service for construction and other infrastructure items.

**Debt Service** payments represent the interest and principal on capital projects funded through the sale of general obligation bonds.

**APPROPRIATIONS;  
MAJOR INCREASES AND DECREASES  
(millions of dollars)**

	<u>Increases</u>	<u>Decreases</u>	<u>Net Change</u>
<b>State Operations</b>			
Pensions - State Employees.....	\$ 193.498		
Central Salary Program.....	102.700		
State Inmate Hepatitis C Testing and Treatment.....	21.547		
Employer Taxes.....	11.903		
Statewide Assessment Program.....	6.000		
P25 - Radio System Upgrades.....	4.500		
State Police - 162nd Recruit Class.....	4.500		
Earn Your Way Out - Parole.....	3.573		
Permitting Modernization.....	2.500		
Office of Public Integrity and Accountability (OPIA).....	2.300		
Business Marketing Initiative.....	2.000		
Episode Based Payments - Medicaid.....	2.000		
Office of Healthcare Affordability and Transparency.....	1.500		
State Policy Lab.....	1.000		
Salaries & Wages - Division of Wage and Hour.....	1.000		
Support of Public Broadcasting - NJTV.....	1.000		
Online Voter Registration System.....	0.350		
Inspection and Investigation - Drinking Water and Public Health.....	0.260		
Support the Responsible Development of Offshore Wind.....	0.260		
Corrections Career & Technical Education (CTE) Programs.....	0.250		
Implicit Bias Training - Maternal Health.....	0.250		
Corrections Officer Helpline.....	0.250		

# Appendix

## APPROPRIATIONS; MAJOR INCREASES AND DECREASES (millions of dollars)

	<u>Increases</u>	<u>Decreases</u>	<u>Net Change</u>
NJ Nonprofit Security Grant Pilot Program.....	0.250		
Costs Due to Minimum Wage Increase.....	0.246		
Office of New Americans.....	0.200		
NJ Historic Commission Celebration of America.....	0.200		
Addressing Racial Bias Initiative.....	0.200		
Anti-Discrimination Training.....	0.200		
Wealth Disparity Task Force.....	0.200		
Lakes Management and Restoration - Harmful Algal Blooms.....	0.130		
New Jersey Amistad Commission.....	0.075		
<b><i>Subtotal - State Operations Increases</i></b>	<b><i>\$ 364.842</i></b>		
Reinsurance Program - Shift to Non-State Funds.....		\$ (50.000)	
Winter Operations.....		(49.000)	
State Active and Retiree Employee Health Benefits.....		(41.320)	
Corrections Consolidation & Efficiencies Savings.....		(31.500)	
State Police - Shift to Non-State Funds.....		(25.000)	
Next Generation 9-1-1 - One Time Costs.....		(13.000)	
Complete Count Commission.....		(9.000)	
Debt Service.....		(6.490)	
New Jersey Hemp Farming Fund.....		(0.225)	
Other (Net).....		(19.320)	
<b><i>Subtotal - State Operations Decreases</i></b>		<b><i>\$ (244.855)</i></b>	
<b><i>Net Change (State Operations)</i></b>			<b><i>\$ 119.987</i></b>
 <b>Grants-In-Aid</b>			
NJ FamilyCare Health Care.....	\$ 319.608		
NJ Transit Subsidy.....	132.000		
Costs Due to Minimum Wage Increase.....	64.961		
Higher Education Funding Formula.....	50.343		
Children's System of Care Stabilization & Rate Rebalancing.....	45.000		
Pensions - Higher Education.....	24.099		
Increase Day Program Rates for Developmentally Disabled.....	10.000		
Gubernatorial Elections Fund - Primary.....	7.260		
Mental Health Community Care.....	7.245		
Hudson County Reentry Pilot Program.....	6.000		
Opportunity Meets Innovation Challenge.....	5.000		
Earn Your Way Out - Parole.....	4.737		
NJ Nonprofit Security Grant Pilot Program.....	2.800		
Debt Service.....	2.671		
Prevention of Homelessness.....	2.500		
NJ Commission on Science, Innovation & Technology.....	2.000		
Harmful Algal Blooms Grant Program.....	2.000		
Educational Opportunity Fund.....	1.500		
Primary Care Practitioner Loan Redemption Program.....	1.500		
Childhood Lead Outreach.....	1.500		
New Jersey Re-entry Corporation - One-Stop Offender Re-entry Services.....	1.000		
Modernizing Payment for Nurse-Midwives.....	1.000		
City of Newark - Mayor's Brick City Peace Collective.....	0.750		

**APPROPRIATIONS;  
MAJOR INCREASES AND DECREASES  
(millions of dollars)**

	<u>Increases</u>	<u>Decreases</u>	<u>Net Change</u>
Restorative Justice in Education.....	0.500		
Hudson County Housing First Pilot Program.....	0.500		
City of Newark Emergency Medical Services.....	0.500		
Chief Innovation Officer.....	0.500		
Volunteer Income Tax Preparation Assistance.....	0.500		
LGBTQ+ Shelter Planning and Training Grant.....	0.300		
Advanced Placement Waiver Subsidies.....	0.200		
Unity Community Center - Youth Development Training.....	0.150		
Employer Taxes.....	0.121		
Jobs for New Jersey's Graduates.....	0.100		
Count Basie Center for the Arts.....	0.075		
Boys and Girls Clubs of New Jersey - At Risk Youth.....	0.045		
<b><i>Subtotal - Grants-In-Aid Increases</i></b>	<b><u>\$ 698.965</u></b>		
Division of Developmental Disabilities Trend.....		\$ (31.186)	
Tuition Aid Grants Trend.....		(19.749)	
State Active and Retiree Employee Health Benefits.....		(18.897)	
NJSEA - Keegan Landfill.....		(18.000)	
Division of Child Protection and Permanency Trend.....		(16.801)	
Children's System of Care Trend.....		(9.490)	
General Institutional Operations (Montclair State University).....		(7.503)	
East Orange General Hospital.....		(7.500)	
Brownfield Grants (EDA) Trend.....		(6.755)	
Nonpublic STEM Reimbursement Program.....		(5.000)	
Turtle Back Zoo.....		(4.000)	
Medical Devices Innovation Cluster.....		(3.700)	
Legal Services of New Jersey.....		(3.100)	
Irvington Township - Camp Irvington Repair and Redevelopment.....		(3.000)	
Rowan University - Rutgers Camden Board of Governors, Rutgers - Camden School of Business Facilities Development.....		(3.000)	
School of Engineering - Equipment Acquisition.....		(2.500)	
Emergency Department and Trauma Center - University Hospital.....		(2.000)	
Center for Research and Education in Advanced Transportation Engineering Systems.....		(2.000)	
Woodbridge Township - Special Needs Student Education Facility.....		(1.500)	
Franklin Township (Somerset) Stream Restoration.....		(1.100)	
Ewing Township - Roadway Improvements.....		(1.000)	
NJ Hall of Fame Foundation.....		(1.000)	
Roselle Borough Special Needs Improvements.....		(1.000)	
General Institutional Operations (College of New Jersey).....		(1.000)	
South Amboy Intermodal Transit Village.....		(1.000)	
General Institutional Operations (Ramapo College).....		(1.000)	
General Institutional Operations (Thomas Edison State University).....		(1.000)	
Battleship NJ Museum.....		(1.000)	
Carteret Arts Center.....		(1.000)	
Fort Monmouth Campus.....		(1.000)	
East Brunswick Senior Center.....		(0.750)	
Sayreville Borough - Bailey Park Improvements.....		(0.500)	

# Appendix

## APPROPRIATIONS; MAJOR INCREASES AND DECREASES (millions of dollars)

	<u>Increases</u>	<u>Decreases</u>	<u>Net Change</u>
Camden Opioid Research Initiative.....		(0.500)	
New Jersey Climate Change Resource Center.....		(0.500)	
State Police - Nuclear Emergency Response Program.....		(0.379)	
Morris Canal Park, Jersey City.....		(0.250)	
Long Branch Historical Museum Association - Saint James Chapel Restoration....		(0.250)	
Perth Amboy Green Infrastructure.....		(0.250)	
Focus on Student Mental Health and Wellbeing.....		(0.170)	
Belleville Township Recreation Program.....		(0.125)	
Bergen Family Center - Teen Center.....		(0.120)	
Hunters Helping the Hungry.....		(0.100)	
International Youth Organization.....		(0.100)	
Bayshore Senior Center.....		(0.075)	
Bergenfield Borough Pedestrian Safety Improvements.....		(0.050)	
Fair Lawn Borough Pedestrian Safety Improvements.....		(0.050)	
Little Ferry Borough - Traffic Study.....		(0.050)	
The Community YMCA - YMCA of Western Monmouth.....		(0.025)	
Other (Net).....		(35.803)	
<b><i>Subtotal - Grants-In-Aid Decreases</i></b>		<b><i>\$ (216.828)</i></b>	
<b><i>Net Change (Grants-In-Aid)</i></b>			<b><i>\$ 482.137</i></b>
<b>State Aid</b>			
School Aid Increase.....	\$ 336.496		
Pensions.....	221.243		
Preschool Education Aid.....	82.776		
Stabilization Aid.....	50.000		
Pensions - Local Employees.....	36.122		
Employer Taxes.....	14.985		
County Nonpublic Collaborative Transportation Pilot Program.....	13.422		
Supplemental Special Education Aid.....	12.205		
Nonpublic Security Aid.....	6.500		
Local Recreational Improvement Grants.....	5.000		
Weequahic Park Community Center.....	5.000		
Enhanced 9-1-1 Grants.....	5.000		
Reduced Price School Breakfast and Lunch.....	4.500		
School Security Compliance Funding.....	4.030		
Open Space PILOT Funding Restoration.....	3.517		
Neighborhood Preservation Program.....	2.500		
Code Blue.....	2.000		
Pedestrian Safety Grants.....	1.000		
Preschool Facilities Lead Remediation.....	1.000		
Other (Net).....	4.169		
<b><i>Subtotal - State Aid Increases</i></b>	<b><i>\$ 811.465</i></b>		
Debt Service .....		\$ (90.504)	
Post Retirement Medical.....		(44.120)	
Emergency Fund.....		(20.000)	
Temporary Assistance for Needy Families - Shift to Non-State Funds.....		(19.357)	
Charter School Aid Trend.....		(6.510)	

**APPROPRIATIONS;  
MAJOR INCREASES AND DECREASES  
(millions of dollars)**

	<u>Increases</u>	<u>Decreases</u>	<u>Net Change</u>
Grants for Urban Parks.....		(4.000)	
Meadowlands Tax Sharing Payments Arrears (PTRF).....		(4.000)	
Veterans' Property Tax Deductions Trend.....		(3.500)	
Hamilton Township (Mercer) Fire District Consolidation (PTRF).....		(2.000)	
Teaneck School District Special Assistance.....		(1.000)	
KEYS Academy, Matawan – Aberdeen Regional School District.....		(1.000)	
Senior Disabled Citizens Property Tax Deductions Trend.....		(0.500)	
<b><i>Subtotal - State Aid Decreases</i></b>		<u>\$ (196.491)</u>	
<b><i>Net Change (State Aid)</i></b>			<u>\$ 614.974</u>
 <b>Capital Construction</b>			
Economic Development and Infrastructure Improvement Revolving Fund.....	\$ 6.000		
Life Safety, Emergency and IT Projects.....	5.500		
Debt Service.....	5.250		
9/11 Empty Sky Memorial.....	2.000		
<b><i>Subtotal - Capital Construction Increases</i></b>	<u>\$ 18.750</u>		
Preserve NJ.....		\$ (195.414)	
FY2020 Investment in Drinking Water Infrastructure.....		(80.000)	
Restoration of East Orange Train Stations.....		(1.000)	
Brown Avenue/Route 206, Hillsborough - Large Truck Bypass.....		(0.500)	
I-287 Access Ramps from Route 27 Final Design Costs.....		(0.450)	
Route 440, Bayonne - Pedestrian Safety Improvements.....		(0.250)	
Route 46/Route 93 Intersection, Ridgefield - Traffic Study.....		(0.250)	
<b><i>Subtotal - Capital Construction Decreases</i></b>		<u>\$ (277.864)</u>	
<b><i>Net Change (Capital Construction)</i></b>			<u>\$ (259.114)</u>
 <b>Debt Service</b>			
General Obligation Debt Service.....		\$ (67.553)	
<b><i>Subtotal - Debt Service Decreases</i></b>		<u>\$ (67.553)</u>	
<b><i>Net Change (Debt Service)</i></b>			<u>\$ (67.553)</u>
 <b>GRAND TOTAL</b>	 <u><u>\$ 1,894.022</u></u>	 <u><u>\$ (1,003.591)</u></u>	 <u><u>\$ 890.431</u></u>



**TABLE I**  
**SUMMARY OF FISCAL YEAR 2020-21 APPROPRIATION RECOMMENDATIONS**

(thousands of dollars)

*Table I is a summary of appropriations of all State fund sources.  
It highlights the percent change in appropriations between fiscal years.*

	<b>2020 Adjusted Approp.</b>	<b>2021 Recommended</b>	<b>----- Change ----- Dollar</b>	<b>Percent</b>
<b>GENERAL FUND AND PROPERTY TAX RELIEF FUND</b>				
<b>State Aid and Grants</b>	<b>28,941,777</b>	<b>29,984,215</b>	<b>1,042,438</b>	<b>3.6 %</b>
<b>State Operations</b>				
Executive Branch	3,960,055	3,818,662	(141,393)	(3.6)
Legislature	90,321	88,636	(1,685)	(1.9)
The Judiciary	811,119	811,119	-	0.0
Interdepartmental	3,511,586	3,769,521	257,935	7.3
<b>Total State Operations</b>	<b>8,373,081</b>	<b>8,487,938</b>	<b>114,857</b>	<b>1.4 %</b>
<b>Capital Construction</b>	<b>1,969,316</b>	<b>1,710,202</b>	<b>(259,114)</b>	<b>(13.2)</b>
<b>Debt Service</b>	<b>358,758</b>	<b>291,205</b>	<b>(67,553)</b>	<b>(18.8)</b>
<b>TOTAL GENERAL FUND AND PROPERTY TAX RELIEF FUND</b>	<b>39,642,932</b>	<b>40,473,560</b>	<b>830,628</b>	<b>2.1 %</b>
<b>CASINO CONTROL FUND</b>	<b>55,767</b>	<b>60,897</b>	<b>5,130</b>	<b>9.2</b>
<b>CASINO REVENUE FUND</b>	<b>261,489</b>	<b>308,902</b>	<b>47,413</b>	<b>18.1</b>
<b>GUBERNATORIAL ELECTIONS FUND</b>	<b>---</b>	<b>7,260</b>	<b>7,260</b>	
<b>GRAND TOTAL STATE APPROPRIATIONS</b>	<b>39,960,188</b>	<b>40,850,619</b>	<b>890,431</b>	<b>2.2 %</b>

**TABLE II**  
**SUMMARY OF FISCAL YEAR 2020-21 APPROPRIATION RECOMMENDATIONS**  
(thousands of dollars)

Table II shows comprehensive prior year financial data, current year appropriations, and budget year recommendations by fund and major spending category.

Year Ending June 30, 2019						Year Ending June 30, 2021		
Orig. & (S)Supple- mental	Reapp. & (R)Recpts.	Transfers & (E)Emer- gencies	Total Available	Expended		2020 Adjusted Approp.	Requested	Recom- mended
7,979,445	655,447	30,291	8,665,183	8,119,120	<b>General Fund</b>			
10,416,224	70,051	20,172	10,506,447	10,253,301	Direct State Services	8,373,081	8,488,938	8,487,938
669,352	59,750	17,839	746,941	668,377	Grants-in-Aid	10,892,961	11,570,340	11,338,813
1,496,534	201,022	-23,596	1,673,960	1,418,774	State Aid	703,538	361,524	356,524
301,177	---	---	301,177	301,169	Capital Construction	1,738,052	1,478,938	1,478,938
					Debt Service	329,887	271,996	271,996
<b>20,862,732</b>	<b>986,270</b>	<b>44,706</b>	<b>21,893,708</b>	<b>20,760,741</b>	<b>Total General Fund</b>	<b>22,037,519</b>	<b>22,171,736</b>	<b>21,934,209</b>
<b>16,827,955</b>	<b>6,113</b>	<b>-23,441</b>	<b>16,810,627</b>	<b>16,748,709</b>	<b>Property Tax Relief Fund</b>	<b>17,605,413</b>	<b>18,562,023</b>	<b>18,539,351</b>
<b>51,257</b>	<b>1,674</b>	<b>---</b>	<b>52,931</b>	<b>49,269</b>	<b>Casino Control Fund</b>	<b>55,767</b>	<b>60,897</b>	<b>60,897</b>
<b>272,399</b>	<b>37</b>	<b>---</b>	<b>272,436</b>	<b>266,975</b>	<b>Casino Revenue Fund</b>	<b>261,489</b>	<b>308,902</b>	<b>308,902</b>
<b>---</b>	<b>52</b>	<b>---</b>	<b>52</b>	<b>---</b>	<b>Gubernatorial Elections Fund</b>	<b>---</b>	<b>7,260</b>	<b>7,260</b>
<b>38,014,343</b>	<b>994,146</b>	<b>21,265</b>	<b>39,029,754</b>	<b>37,825,694</b>	<b>GRAND TOTAL STATE</b>	<b>39,960,188</b>	<b>41,110,818</b>	<b>40,850,619</b>
					<b>APPROPRIATIONS</b>			

**TABLE III**  
**SUMMARY OF APPROPRIATIONS BY ORGANIZATION**  
(thousands of dollars)

Table III shows comprehensive prior year financial data, current year appropriations, and budget year recommendations by major spending category, governmental branch, and department.

Year Ending June 30, 2019					Year Ending June 30, 2021			
Orig. & Supplemental	Reapp. & Receipts	Transfers & Emergencies	Total Available	Expended		2020 Adjusted Approp.	Requested	Recommended
<b><u>DIRECT STATE SERVICES</u></b>								
<b>Legislative Branch</b>								
16,700	3,566	---	20,266	14,470	Senate	16,700	16,700	16,700
23,217	6,614	---	29,831	20,733	General Assembly	23,217	23,217	23,217
34,135	5,079	---	39,214	34,725	Legislative Support Services	34,131	32,646	32,646
15,573	8,642	500	24,715	15,830	Legislative Commissions	16,273	16,073	16,073
<b>89,625</b>	<b>23,901</b>	<b>500</b>	<b>114,026</b>	<b>85,758</b>	<b>Total Legislative Branch</b>	<b>90,321</b>	<b>88,636</b>	<b>88,636</b>
<b>Executive Branch</b>								
6,736	2,192	---	8,928	7,115	Chief Executive	7,236	7,236	7,236
7,908	9,620	4,243	21,771	11,135	Department of Agriculture	7,188	6,713	6,713
64,013	1,024	---	65,037	55,437	Department of Banking and Insurance	114,013	64,013	64,013
278,871	154	2,732	281,757	276,981	Department of Children and Families	335,198	335,198	335,198
45,399	35,801	-12,300	68,900	60,448	Department of Community Affairs	47,832	48,332	48,332
933,265	6,417	78,766	1,018,448	1,002,664	Department of Corrections	959,712	954,078	954,078
93,057	5,591	776	99,424	93,085	Department of Education	85,347	90,100	90,100
213,876	66,907	5,305	286,088	246,466	Department of Environmental Protection	253,438	250,212	250,212
348,350	13,179	51,332	412,861	408,048	Department of Health	396,402	396,731	396,731
358,126	19,926	-4,331	373,721	317,896	Department of Human Services	301,664	305,364	305,364
357,255	19,889	-4,331	372,813	317,034	(From General Fund)	300,793	304,493	304,493
871	37	---	908	862	(From Casino Revenue Fund)	871	871	871
95,207	36,119	5,972	137,298	124,966	Department of Labor and Workforce Development	108,096	109,096	109,096
654,690	150,597	20,025	825,312	749,042	Department of Law and Public Safety	652,494	626,470	626,470
610,660	149,244	20,025	779,929	705,047	(From General Fund)	603,902	573,078	573,078
43,938	1,353	---	45,291	43,903	(From Casino Control Fund)	48,500	53,300	53,300
92	---	---	92	92	(From Casino Revenue Fund)	92	92	92
93,264	16,085	6,050	115,399	110,322	Department of Military and Veterans' Affairs	97,501	97,501	97,501
33,127	304	5,563	38,994	36,671	Department of State	50,597	47,817	46,817
127,102	6,180	5,150	138,432	134,889	Department of Transportation	93,788	44,788	44,788
513,680	34,778	9,500	557,958	496,587	Department of the Treasury	505,490	496,884	496,884
506,361	34,457	9,500	550,318	491,221	(From General Fund)	498,223	489,287	489,287
7,319	321	---	7,640	5,366	(From Casino Control Fund)	7,267	7,597	7,597
776	7	---	783	783	Miscellaneous Commissions	789	989	989
<b>3,867,447</b>	<b>404,881</b>	<b>178,783</b>	<b>4,451,111</b>	<b>4,132,535</b>	<b>Total Executive Branch</b>	<b>4,016,785</b>	<b>3,881,522</b>	<b>3,880,522</b>
3,815,227	403,170	178,783	4,397,180	4,082,312	(From General Fund)	3,960,055	3,819,662	3,818,662
51,257	1,674	---	52,931	49,269	(From Casino Control Fund)	55,767	60,897	60,897
963	37	---	1,000	954	(From Casino Revenue Fund)	963	963	963
<b>Interdepartmental Accounts</b>								
182,420	194	10,940	193,554	178,616	Property Rentals	184,102	186,551	186,551
135,144	1,292	---	136,436	129,951	Insurance and Other Services	126,728	126,728	126,728
2,868,712	4	-1,539	2,867,177	2,859,215	Employee Benefits	3,090,008	3,245,924	3,245,924
28,848	375	-625	28,598	25,219	Other Interdepartmental Accounts	18,155	15,025	15,025
83,121	194,962	-151,237	126,846	11,201	Salary Increases and Other Benefits	31,000	133,700	133,700
14,093	68	2,500	16,661	16,413	Utilities and Other Services	61,593	61,593	61,593

# Appendix

Year Ending June 30, 2019					Year Ending June 30, 2021			
Orig. & (S) Supplemental	Reapp. & (R) Recpts.	Transfers & (E) Emergencies	Total Available	Expended	2020 Adjusted Approp.	Requested	Recommended	
<b>3,312,338</b>	<b>196,895</b>	<b>-139,961</b>	<b>3,369,272</b>	<b>3,220,615</b>	<b><u>DIRECT STATE SERVICES</u></b>			
					<b><u>Total Interdepartmental Accounts</u></b>			
					<b>3,511,586</b>	<b>3,769,521</b>	<b>3,769,521</b>	
					<b>Judicial Branch</b>			
762,255	31,481	-9,031	784,705	730,435	The Judiciary	811,119	811,119	811,119
					<b>Total Judicial Branch</b>			
<b>762,255</b>	<b>31,481</b>	<b>-9,031</b>	<b>784,705</b>	<b>730,435</b>	<b>811,119</b>	<b>811,119</b>	<b>811,119</b>	
<b>8,031,665</b>	<b>657,158</b>	<b>30,291</b>	<b>8,719,114</b>	<b>8,169,343</b>	<b>Total Direct State Services</b>			
7,979,445	655,447	30,291	8,665,183	8,119,120	<i>(From General Fund)</i>			
51,257	1,674	---	52,931	49,269	<i>(From Casino Control Fund)</i>			
963	37	---	1,000	954	<i>(From Casino Revenue Fund)</i>			
					<b>8,429,811</b>	<b>8,550,798</b>	<b>8,549,798</b>	
					8,373,081	8,488,938	8,487,938	
					55,767	60,897	60,897	
					963	963	963	
					<b><u>GRANTS-IN-AID</u></b>			
					<b>Executive Branch</b>			
11,818	747	24	12,589	11,944	Department of Agriculture	14,918	14,818	14,818
881,567	1,113	31,154	913,834	889,515	Department of Children and Families	872,491	915,460	915,460
72,589	12,343	2,648	87,580	76,913	Department of Community Affairs	99,051	80,698	80,698
106,461	---	1,000	107,461	101,015	Department of Corrections	107,334	113,377	113,377
6,060	---	---	6,060	6,060	Department of Education	11,335	7,135	7,135
6,060	---	---	6,060	6,060	<i>(From General Fund)</i>			
---	---	---	---	---	<i>(From Property Tax Relief Fund)</i>			
4,525	4,826	-2,410	6,941	4,953	Department of Environmental Protection	2,025	4,025	4,025
600,498	4,539	5,680	610,717	597,888	Department of Health	626,937	620,257	620,257
599,969	4,539	5,680	610,188	597,359	<i>(From General Fund)</i>			
529	---	---	529	529	<i>(From Casino Revenue Fund)</i>			
5,922,686	30,231	32,597	5,985,514	5,864,915	Department of Human Services	6,045,555	6,391,029	6,391,029
5,649,975	30,231	32,597	5,712,803	5,598,053	<i>(From General Fund)</i>			
4,000	---	---	4,000	3,566	<i>(From Property Tax Relief Fund)</i>			
268,711	---	---	268,711	263,296	<i>(From Casino Revenue Fund)</i>			
74,542	---	1,322	75,864	75,440	Department of Labor and Workforce Development	73,542	73,692	73,692
72,346	---	1,322	73,668	73,244	<i>(From General Fund)</i>			
2,196	---	---	2,196	2,196	<i>(From Casino Revenue Fund)</i>			
18,364	135	---	18,499	16,524	Department of Law and Public Safety	19,364	29,045	29,045
18,364	83	---	18,447	16,524	<i>(From General Fund)</i>			
---	52	---	52	---	<i>(From gubernatorial Elections Fund)</i>			
2,664	---	---	2,664	2,663	Department of Military and Veterans' Affairs	2,664	2,664	2,664
1,325,576	837	-35,594	1,290,819	1,271,757	Department of State	1,384,997	1,629,200	1,400,673
307,466	1,688	40	309,194	307,878	Department of Transportation	457,466	589,466	589,466
729,713	13,645	3,530	746,888	672,807	Department of the Treasury	767,432	743,513	740,513
221,013	13,644	3,530	238,187	183,059	<i>(From General Fund)</i>			
508,700	1	---	508,701	489,748	<i>(From Property Tax Relief Fund)</i>			
<b>10,064,529</b>	<b>70,104</b>	<b>39,991</b>	<b>10,174,624</b>	<b>9,900,272</b>	<b>Total Executive Branch</b>			
9,280,393	70,051	39,991	9,390,435	9,140,937	<i>(From General Fund)</i>			
512,700	1	---	512,701	493,314	<i>(From Property Tax Relief Fund)</i>			
271,436	---	---	271,436	266,021	<i>(From Casino Revenue Fund)</i>			
---	52	---	52	---	<i>(From gubernatorial Elections Fund)</i>			
					<b>Interdepartmental Accounts</b>			
1,018,625	---	404	1,019,029	1,017,249	Employee Benefits	1,041,673	1,046,524	1,046,524
20,000	---	-20,000	---	---	Other Interdepartmental Accounts	40,000	40,000	40,000
111,348	---	-223	111,125	109,249	Aid to Independent Authorities	119,344	98,889	98,889

# Appendix

Year Ending June 30, 2019						Year Ending June 30, 2021		
Orig. & (S) Supplemental	Reapp. & (R) Recpts.	Transfers & (E) Emergencies	Total Available	Expended		2020 Adjusted Approp.	Requested	Recommended
97,206	---	-223	96,983	95,115	(From General Fund)	105,203	84,736	84,736
14,142	---	---	14,142	14,134	(From Property Tax Relief Fund)	14,141	14,153	14,153
<b>1,149,973</b>	---	<b>-19,819</b>	<b>1,130,154</b>	<b>1,126,498</b>	<b>Total Interdepartmental Accounts</b>	<b>1,201,017</b>	<b>1,185,413</b>	<b>1,185,413</b>
1,135,831	---	-19,819	1,116,012	1,112,364	(From General Fund)	1,186,876	1,171,260	1,171,260
14,142	---	---	14,142	14,134	(From Property Tax Relief Fund)	14,141	14,153	14,153
<b>11,214,502</b>	<b>70,104</b>	<b>20,172</b>	<b>11,304,778</b>	<b>11,026,770</b>	<b>Total Grants-in-Aid</b>	<b>11,686,128</b>	<b>12,399,792</b>	<b>12,168,265</b>
10,416,224	70,051	20,172	10,506,447	10,253,301	(From General Fund)	10,892,961	11,570,340	11,338,813
526,842	1	---	526,843	507,448	(From Property Tax Relief Fund)	532,641	514,253	514,253
271,436	---	---	271,436	266,021	(From Casino Revenue Fund)	260,526	307,939	307,939
---	52	---	52	---	(From gubernatorial Elections Fund)	---	7,260	7,260
					<b>STATE AID</b>			
					<b>Executive Branch</b>			
5,616	50,713	21,709	78,038	10,852	Department of Agriculture	5,616	10,116	10,116
---	50,713	21,709	72,422	5,239	(From General Fund)	---	---	---
5,616	---	---	5,616	5,613	(From Property Tax Relief Fund)	5,616	10,116	10,116
761,977	---	-375,318	386,659	384,172	Department of Community Affairs	792,102	809,119	809,119
4,261	---	---	4,261	4,258	(From General Fund)	2,386	4,886	4,886
757,716	---	-375,318	382,398	379,914	(From Property Tax Relief Fund)	789,716	804,233	804,233
22,500	---	---	22,500	22,496	Department of Corrections	23,500	23,500	23,500
22,500	---	---	22,500	22,496	(From Property Tax Relief Fund)	23,500	23,500	23,500
14,205,052	229	-30,561	14,174,720	14,160,928	Department of Education	14,928,770	15,494,960	15,494,960
133,007	229	-3,974	129,262	128,753	(From General Fund)	389,573	127,972	127,972
14,072,045	---	-26,587	14,045,458	14,032,175	(From Property Tax Relief Fund)	14,539,197	15,366,988	15,366,988
9,160	755	754	10,669	10,183	Department of Environmental Protection	13,460	9,460	9,460
5,114	755	---	5,869	5,383	(From General Fund)	5,414	5,414	5,414
4,046	---	754	4,800	4,800	(From Property Tax Relief Fund)	8,046	4,046	4,046
372,706	14,107	---	386,813	369,021	Department of Human Services	389,058	385,917	385,917
178,997	8,008	---	187,005	178,293	(From General Fund)	195,349	165,670	165,670
193,709	6,099	---	199,808	190,728	(From Property Tax Relief Fund)	193,709	220,247	220,247
3,000	---	---	3,000	3,000	Department of Law and Public Safety	5,000	3,000	3,000
---	---	---	---	---	(From General Fund)	2,000	---	---
3,000	---	---	3,000	3,000	(From Property Tax Relief Fund)	3,000	3,000	3,000
15,005	---	---	15,005	15,005	Department of State	20,005	31,677	20,005
11,329	---	---	11,329	11,329	(From General Fund)	16,329	21,329	16,329
3,676	---	---	3,676	3,676	(From Property Tax Relief Fund)	3,676	10,348	3,676
18,586	---	---	18,586	18,586	Department of Transportation	18,508	23,630	23,630
18,586	---	---	18,586	18,586	(From Property Tax Relief Fund)	18,508	23,630	23,630
1,302,219	58	377,814	1,680,091	1,660,827	Department of the Treasury	1,320,156	1,367,442	1,351,442
336,644	45	104	336,793	335,122	(From General Fund)	92,487	36,253	36,253
965,575	13	377,710	1,343,298	1,325,705	(From Property Tax Relief Fund)	1,227,669	1,331,189	1,315,189
<b>16,715,821</b>	<b>65,862</b>	<b>-5,602</b>	<b>16,776,081</b>	<b>16,655,070</b>	<b>Total Executive Branch</b>	<b>17,516,175</b>	<b>18,158,821</b>	<b>18,131,149</b>
669,352	59,750	17,839	746,941	668,377	(From General Fund)	703,538	361,524	356,524
16,046,469	6,112	-23,441	16,029,140	15,986,693	(From Property Tax Relief Fund)	16,812,637	17,797,297	17,774,625
<b>16,715,821</b>	<b>65,862</b>	<b>-5,602</b>	<b>16,776,081</b>	<b>16,655,070</b>	<b>Total State Aid</b>	<b>17,516,175</b>	<b>18,158,821</b>	<b>18,131,149</b>
669,352	59,750	17,839	746,941	668,377	(From General Fund)	703,538	361,524	356,524
16,046,469	6,112	-23,441	16,029,140	15,986,693	(From Property Tax Relief Fund)	16,812,637	17,797,297	17,774,625
					<b>CAPITAL CONSTRUCTION</b>			
					<b>Executive Branch</b>			
23,593	54	-23,543	104	---	Department of Agriculture	58,486	---	---
---	3,290	83	3,373	2,870	Department of Community Affairs	500	---	---

# Appendix

Year Ending June 30, 2019					Year Ending June 30, 2021			
Orig. & (S)Supplemental	Reapp. & (R)Recpts.	Transfers & (E)Emergencies	Total Available	Expended		2020 Adjusted Approp.	Requested	Recommended
					<b><u>CAPITAL CONSTRUCTION</u></b>			
---	3,802	2,100	5,902	1,888	Department of Corrections	---	---	---
---	203	---	203	68	Department of Education	---	---	---
156,680	141,059	-4,928	292,811	150,391	Department of Environmental Protection	289,020	78,592	78,592
---	16	4,601	4,617	461	Department of Health	---	---	---
---	99	943	1,042	160	Department of Human Services	---	---	---
---	1,375	500	1,875	428	Department of Law and Public Safety	---	---	---
---	2,803	---	2,803	936	Department of Military and Veterans' Affairs	---	---	---
1,349,180	---	---	1,349,180	1,306,582	Department of Transportation	1,474,289	1,485,444	1,485,444
1,149,180	---	---	1,149,180	1,106,582	(From General Fund)	1,274,289	1,285,444	1,285,444
200,000	---	---	200,000	200,000	(From Property Tax Relief Fund)	200,000	200,000	200,000
<b>1,529,453</b>	<b>152,701</b>	<b>-20,244</b>	<b>1,661,910</b>	<b>1,463,784</b>	<b>Total Executive Branch</b>	<b>1,822,295</b>	<b>1,564,036</b>	<b>1,564,036</b>
1,329,453	152,701	-20,244	1,461,910	1,263,784	(From General Fund)	1,622,295	1,364,036	1,364,036
200,000	---	---	200,000	200,000	(From Property Tax Relief Fund)	200,000	200,000	200,000
					<b><u>Interdepartmental Accounts</u></b>			
198,340	48,321	-3,352	243,309	186,173	Capital Projects - Statewide	147,021	146,166	146,166
167,081	48,321	-3,352	212,050	154,990	(From General Fund)	115,757	114,902	114,902
31,259	---	---	31,259	31,183	(From Property Tax Relief Fund)	31,264	31,264	31,264
<b>198,340</b>	<b>48,321</b>	<b>-3,352</b>	<b>243,309</b>	<b>186,173</b>	<b>Total Interdepartmental Accounts</b>	<b>147,021</b>	<b>146,166</b>	<b>146,166</b>
167,081	48,321	-3,352	212,050	154,990	(From General Fund)	115,757	114,902	114,902
31,259	---	---	31,259	31,183	(From Property Tax Relief Fund)	31,264	31,264	31,264
<b>1,727,793</b>	<b>201,022</b>	<b>-23,596</b>	<b>1,905,219</b>	<b>1,649,957</b>	<b>Total Capital Construction</b>	<b>1,969,316</b>	<b>1,710,202</b>	<b>1,710,202</b>
1,496,534	201,022	-23,596	1,673,960	1,418,774	(From General Fund)	1,738,052	1,478,938	1,478,938
231,259	---	---	231,259	231,183	(From Property Tax Relief Fund)	231,264	231,264	231,264
					<b><u>DEBT SERVICE</u></b>			
					<b><u>Executive Branch</u></b>			
42,615	---	---	42,615	42,607	Department of Environmental Protection	42,626	34,821	34,821
281,947	---	---	281,947	281,947	Department of the Treasury	316,132	256,384	256,384
258,562	---	---	258,562	258,562	(From General Fund)	287,261	237,175	237,175
23,385	---	---	23,385	23,385	(From Property Tax Relief Fund)	28,871	19,209	19,209
<b>324,562</b>	<b>---</b>	<b>---</b>	<b>324,562</b>	<b>324,554</b>	<b>Total Executive Branch</b>	<b>358,758</b>	<b>291,205</b>	<b>291,205</b>
301,177	---	---	301,177	301,169	(From General Fund)	329,887	271,996	271,996
23,385	---	---	23,385	23,385	(From Property Tax Relief Fund)	28,871	19,209	19,209
<b>324,562</b>	<b>---</b>	<b>---</b>	<b>324,562</b>	<b>324,554</b>	<b>Total Debt Service</b>	<b>358,758</b>	<b>291,205</b>	<b>291,205</b>
301,177	---	---	301,177	301,169	(From General Fund)	329,887	271,996	271,996
23,385	---	---	23,385	23,385	(From Property Tax Relief Fund)	28,871	19,209	19,209
<b>38,014,343</b>	<b>994,146</b>	<b>21,265</b>	<b>39,029,754</b>	<b>37,825,694</b>	<b>GRAND TOTAL - STATE APPROPRIATIONS</b>	<b>39,960,188</b>	<b>41,110,818</b>	<b>40,850,619</b>
20,862,732	986,270	44,706	21,893,708	20,760,741	(From General Fund)	22,037,519	22,171,736	21,934,209
51,257	1,674	---	52,931	49,269	(From Casino Control Fund)	55,767	60,897	60,897
16,827,955	6,113	-23,441	16,810,627	16,748,709	(From Property Tax Relief Fund)	17,605,413	18,562,023	18,539,351
272,399	37	---	272,436	266,975	(From Casino Revenue Fund)	261,489	308,902	308,902
---	52	---	52	---	(From gubernatorial Elections Fund)	---	7,260	7,260

# Appendix

## DEBT SERVICE (thousands of dollars)

Year Ending June 30, 2019						Year Ending —June 30, 2021—		
Orig. & (S)Supple- mental	Reapp. & (R)Recpts.	Transfers & (E)Emer- gencies	Total Available	Expended		2020 Adjusted Approp.	Requested	Recom- mended
79,992	---	---	79,992	79,984	Interest on Bonds	81,733	74,620	74,620
244,570	---	---	244,570	244,570	Bond Redemption	277,025	216,585	216,585
<b>324,562</b>	<b>---</b>	<b>---</b>	<b>324,562</b>	<b>324,554</b>	<b>Total Appropriation</b>	<b>358,758</b>	<b>291,205</b>	<b>291,205</b>
11	---	---	11	11	Clean Waters Bonds (P.L. 1976, c. 92)	11	---	---
1,042	---	---	1,042	1,042	Water Supply Bonds (P.L. 1981, c. 261)	1,040	551	551
224,510	---	---	224,510	224,510	Refunding Bonds (P.L. 1985, c. 74, as amended by P.L. 1992, c. 182)	243,699	181,463	181,463
66	---	---	66	66	Pinelands Infrastructure Trust Bonds (P.L. 1985, c. 302)	63	---	---
748	---	---	748	748	Hazardous Discharge Bonds (P.L. 1986, c. 113)	748	1,151	1,151
417	---	---	417	416	Stormwater Management and Combined Sewer Overflow Abatement Bonds (P.L. 1989, c. 181)	423	446	446
526	---	---	526	525	New Jersey Open Space Preservation Bonds (P.L. 1989, c. 183)	525	349	349
563	---	---	563	562	Green Acres, Clean Water, Farmland and Historic Preservation Bonds (P.L. 1992, c. 88)	562	---	---
225	---	---	225	224	Green Acres, Farmland and Historic Preservation and Blue Acres Bonds (P.L. 1995, c. 204)	224	222	222
3,429	---	---	3,429	3,428	Port of New Jersey Revitalization, Dredging Bonds (P.L. 1996, c. 70)	3,434	3,685	3,685
1,420	---	---	1,420	1,419	Dam, Lake, Stream, Water Resources, and Wastewater Treatment Project Bonds (P.L. 2003, c. 162)	1,425	263	263
10,667	---	---	10,667	10,666	Green Acres, Farmland, Blue Acres, and Historic Preservation Bonds (P.L. 2007, c. 119)	10,667	3,417	3,417
23,501	---	---	23,501	23,500	Green Acres, Water Supply and Floodplain Protection, and Farmland and Historic Preservation Bonds (P.L. 2009, c. 117)	23,504	24,737	24,737
57,437	---	---	57,437	57,437	Building our Future Bonds (P.L. 2012, c. 41)	57,433	57,437	57,437
---	---	---	---	---	New Jersey Library Construction Bonds (P.L. 2017, c. 149)	---	2,752	2,752
---	---	---	---	---	Securing our Children's Future Bonds (P.L. 2018, c. 119)	---	4,732	4,732
---	---	---	---	---	Payments on Future Bond Sales	15,000	10,000	10,000
<b>324,562</b>	<b>---</b>	<b>---</b>	<b>324,562</b>	<b>324,554</b>	<b>Total Appropriation</b>	<b>358,758</b>	<b>291,205</b>	<b>291,205</b>

**SUMMARY**  
**ESTIMATED REVENUES, EXPENDITURES AND UNDESIGNATED FUND BALANCES**  
**BUDGETED STATE FUNDS**

(thousands of dollars)

	----- Fiscal Year Ending June 30 -----		
	2020	2021	Change
	Estimated	Estimated	
Beginning Balances July 1			
Undesignated Fund Balances			
General Fund .....	1,287,714	781,281	(506,433)
Surplus Revenue Fund .....	420,611	731,766	311,155
Property Tax Relief Fund .....	3,000	---	(3,000)
Casino Control Fund .....	---	---	---
Casino Revenue Fund .....	---	---	---
Gubernatorial Elections Fund .....	837	---	(837)
<i>Total Undesignated Fund Balances</i> .....	<u>1,712,162</u>	<u>1,513,047</u>	<u>(199,115)</u>
State Revenues			
General Fund .....	21,471,698	22,123,345	651,647
Property Tax Relief Fund .....	17,646,200	18,667,700	1,021,500
Casino Control Fund .....	55,767	60,897	5,130
Casino Revenue Fund .....	290,690	308,902	18,212
Gubernatorial Elections Fund .....	700	700	---
<i>Total State Revenues</i> .....	<u>39,465,055</u>	<u>41,161,544</u>	<u>1,696,489</u>
Other Adjustments			
General Fund			
Balances lapsed .....	225,538	---	(225,538)
From/(To) Property Tax Relief Fund .....	113,277	---	(113,277)
From/(To) Casino Control Fund .....	30	---	(30)
From/(To) Casino Revenue Fund .....	29,252	---	(29,252)
From/(To) Gubernatorial Elections Fund .....	1,537	(6,560)	(8,097)
From/(To) Surplus Revenue Fund .....	(311,155)	(13,281)	297,874
From/(To) Reserved Fund Balance .....	909	(187,842)	(188,751)
Property Tax Relief Fund			
Balances lapsed .....	69,490	---	(69,490)
From/(To) General Fund .....	(113,277)	---	113,277
Casino Control Fund			
Balances lapsed .....	30	---	(30)
From/(To) General Fund .....	(30)	---	30
Casino Revenue Fund			
Balances lapsed .....	51	---	(51)
From/(To) General Fund .....	(29,252)	---	29,252
Gubernatorial Elections Fund			
Balances lapsed .....	---	---	---
From/(To) General Fund .....	(1,537)	6,560	8,097
Surplus Revenue Fund			
Balances lapsed .....	---	---	---
From/(To) General Fund .....	311,155	13,281	(297,874)
<i>Total Other Adjustments</i> .....	<u>296,018</u>	<u>(187,842)</u>	<u>(483,860)</u>
<i>Total Available</i> .....	<u>41,473,235</u>	<u>42,486,749</u>	<u>1,013,514</u>
Appropriations			
General Fund .....	22,037,519	21,934,209	(103,310)
Property Tax Relief Fund .....	17,605,413	18,539,351	933,938
Casino Control Fund .....	55,767	60,897	5,130
Casino Revenue Fund .....	261,489	308,902	47,413
Gubernatorial Elections Fund .....	---	7,260	7,260
<i>Total Appropriations</i> .....	<u>39,960,188</u>	<u>40,850,619</u>	<u>890,431</u>
Ending Balances June 30			
Undesignated Fund Balances			
General Fund .....	781,281	762,734	(18,547)
Surplus Revenue Fund .....	731,766	745,047	13,281
Property Tax Relief Fund .....	---	128,349	128,349
Casino Control Fund .....	---	---	---
Casino Revenue Fund .....	---	---	---
Gubernatorial Elections Fund .....	---	---	---
<i>Total Undesignated Fund Balances</i> .....	<u>1,513,047</u>	<u>1,636,130</u>	<u>123,083</u>



**STATE REVENUES**  
**FISCAL YEARS 2020 AND 2021 ESTIMATES**  
(thousands of dollars)

	FY 2020 Approp Act	FY 2020 Revised	FY 2020 Change	FY 2021 Estimate	FY 2020 to FY 2021 Change
<b>Major Revenues</b>					
Gross Income Tax .....	\$16,493,300	\$16,801,500	\$308,200	\$17,795,300	\$993,800
Sales Tax .....	10,242,500	10,406,500	164,000	10,774,000	367,500
Sales Tax Dedication-PTRF .....	839,700	844,700	5,000	872,400	27,700
Energy Tax Receipts - Sales Tax .....	788,492	788,492	---	788,492	---
Sales-Energy .....	96,508	50,508	(46,000)	50,508	---
Sales Tax Dedication-General Fund .....	(815,300)	(824,600)	(9,300)	(852,300)	(27,700)
Corporation Business .....	3,342,000	3,897,000	555,000	3,831,000	(66,000)
Corporation Business-Energy .....	22,500	22,000	(500)	22,000	---
Motor Fuels .....	492,000	485,000	(7,000)	470,500	(14,500)
Motor Vehicle Fees .....	487,622	465,553	(22,069)	463,466	(2,087)
Transfer Inheritance .....	420,000	389,500	(30,500)	403,000	13,500
Estate Tax .....	---	25,500	25,500	10,000	(15,500)
Casino Revenue Fund .....	261,500	290,690	29,190	308,902	18,212
Insurance Premium .....	473,000	557,500	84,500	557,500	---
Cigarette .....	85,935	71,142	(14,793)	257,517	186,375
Petroleum Products Gross Receipts .....	1,569,620	1,460,000	(109,620)	1,422,500	(37,500)
Petroleum Products Gross Receipts-Capital Reserves .....	(801,781)	(725,464)	76,317	(619,556)	105,908
Corporation Banks and Financial Institutions .....	242,500	305,500	63,000	175,500	(130,000)
Alcoholic Beverage Excise .....	113,000	114,500	1,500	117,000	2,500
Realty Transfer .....	383,500	387,000	3,500	398,500	11,500
Tobacco Products Wholesale Sales .....	38,065	31,630	(6,435)	33,610	1,980
Public Utility Excise (Reform) .....	28,000	28,000	---	29,500	1,500
Opioid Assessment .....	---	---	---	20,000	20,000
<b>Total Major Revenues .....</b>	<b>34,802,661</b>	<b>35,872,151</b>	<b>1,069,490</b>	<b>37,329,339</b>	<b>1,457,188</b>
<b>Miscellaneous Taxes, Fees, Revenues, Transfers</b>					
Other Energy Taxes .....	130,000	123,000	(7,000)	125,500	2,500
Assessment on Real Property Greater Than \$1 Million .....	153,500	139,000	(14,500)	143,000	4,000
Medicaid Uncompensated Care .....	483,603	463,318	(20,285)	306,252	(157,066)
Good Driver .....	83,197	80,358	(2,839)	80,358	---
Hotel/Motel Occupancy Tax .....	121,000	120,000	(1,000)	124,000	4,000
Fringe Benefit Recoveries .....	683,692	709,044	25,352	837,100	128,056
Interfund Transfers .....	491,309	475,980	(15,329)	511,951	35,971
Casino Control .....	55,767	55,767	---	60,897	5,130
Gubernatorial Elections Fund .....	700	700	---	700	---
Other Miscellaneous .....	1,511,462	1,425,737	(85,725)	1,642,447	216,710
<b>Total Miscellaneous Taxes, Fees, Revenues, Transfers .....</b>	<b>3,714,230</b>	<b>3,592,904</b>	<b>(121,326)</b>	<b>3,832,205</b>	<b>239,301</b>
<b>TOTAL STATE REVENUES .....</b>	<b>\$38,516,891</b>	<b>\$39,465,055</b>	<b>\$948,164</b>	<b>\$41,161,544</b>	<b>\$1,696,489</b>

**SCHEDULE 1  
STATE REVENUES**  
(thousands of dollars)

	-----Fiscal Year Ending June 30-----		
	2019 Actual	2020 Estimated	2021 Estimated
<b>Major Taxes:</b>			
Sales .....	9,938,599	10,406,500	10,774,000
Energy Tax Receipts - Sales Tax .....	788,492	788,492	788,492
Sales - Energy .....	91,485	50,508	50,508
Less: Sales Tax Dedication .....	(816,478)	(824,600)	(852,300)
Corporation Business .....	4,028,665	3,897,000	3,831,000
Corporation Business - Energy .....	22,652	22,000	22,000
Petroleum Products Gross Receipts .....	1,465,977	1,460,000	1,422,500
Less: Petroleum Products Gross Receipts - Capital Reserves .....	(872,598)	(725,464)	(619,556)
Insurance Premium .....	522,173	557,500	557,500
Motor Fuels .....	500,197	485,000	470,500
Motor Vehicle Fees .....	436,860	465,553	463,466
Transfer Inheritance .....	491,137	389,500	403,000
Realty Transfer .....	374,232	387,000	398,500
Cigarette .....	98,885	71,142	257,517
Corporation Banks and Financial Institutions .....	292,358	305,500	175,500
Alcoholic Beverage Excise .....	112,202	114,500	117,000
Tobacco Products Wholesale Sales .....	29,299	31,630	33,610
Public Utility Excise (Reform) .....	26,438	28,000	29,500
Opioid Assessment .....	---	---	20,000
Estate Tax .....	---	25,500	10,000
<i>Total Major Taxes</i> .....	<u>17,530,575</u>	<u>17,935,261</u>	<u>18,352,737</u>
<b>Miscellaneous Taxes, Fees, and Revenues:</b>			
Executive Branch--			
Department of Agriculture:			
Animal Disease Control .....	404	---	---
Environmental Services .....	134	---	---
Fertilizer Inspection Fees .....	877	366	366
Milk Control Licenses and Fees .....	256	---	---
Miscellaneous Revenue .....	361	2	2
Subtotal, Department of Agriculture .....	<u>2,032</u>	<u>368</u>	<u>368</u>
Department of Banking and Insurance:			
Actuarial Services .....	14	30	30
Banking - Assessments .....	12,219	13,185	13,185
Banking - Licenses and Other Fees .....	1,906	1,900	1,900
Fraud Fines .....	1,307	1,300	1,300
HMO Covered Lives .....	53	100	100
Insurance - Examination Billings .....	480	800	800
Insurance - Licenses and Other Fees .....	50,045	50,000	50,000
Insurance - Special Purpose Assessment .....	36,579	39,200	39,200
Insurance Fraud Prevention .....	26,315	29,364	29,364
Public Adjusters Licensing .....	18	---	---
Real Estate Commission .....	11,662	3,900	12,000
Subtotal, Department of Banking and Insurance .....	<u>140,598</u>	<u>139,779</u>	<u>147,879</u>
Department of Children and Families:			
Child Care Licensing .....	292	275	275
Contract Recoveries .....	17,678	17,500	17,500
Divorce Filing Fees .....	1,335	1,350	1,350
Marriage License/Civil Union Fees .....	1,284	1,150	1,150
Subtotal, Department of Children and Families .....	<u>20,589</u>	<u>20,275</u>	<u>20,275</u>
Department of Community Affairs:			
Affordable Housing and Neighborhood Preservation - Fair Housing .....	59,303	---	---
Boarding Home Fees .....	928	---	---
Construction Fees .....	24,819	21,904	19,725
Fire Safety .....	38,315	17,959	17,959
Housing Inspection Fees .....	14,343	11,412	11,412
Miscellaneous Revenue .....	153	---	---
New Jersey Housing and Mortgage Finance Agency .....	---	5,000	---
Planned Real Estate Development Fees .....	685	750	750
Subtotal, Department of Community Affairs .....	<u>138,546</u>	<u>57,025</u>	<u>49,846</u>

## SCHEDULE 1 STATE REVENUES (thousands of dollars)

	-----Fiscal Year Ending June 30-----		
	2019 Actual	2020 Estimated	2021 Estimated
Department of Corrections:			
Miscellaneous Revenue .....	177	---	---
Department of Education:			
Audit Recoveries .....	276	120	120
Audit of Enrollments .....	1,499	1,075	1,367
Nonpublic Schools Handicapped and Auxiliary Recoveries .....	12,000	---	---
Nonpublic Schools Textbook Recoveries .....	2,997	3,887	3,887
School Construction Inspection Fees .....	890	818	818
State Board of Examiners .....	5,006	4,523	4,523
Subtotal, Department of Education .....	22,668	10,423	10,715
Department of Environmental Protection:			
Air Pollution Fees - Minor Sources .....	7,647	8,200	8,200
Air Pollution Fees - Title V Operating Permits .....	3,648	3,700	3,700
Air Pollution Fines .....	832	1,100	850
Clean Water Enforcement Act .....	3,329	1,900	1,900
Coastal Area Facility Review Act .....	2,157	1,800	1,800
Endangered Species Tax Check-Off .....	268	182	182
Environmental Infrastructure Financing Program Administrative Fee .....	6,513	5,000	5,000
Excess Diversion .....	66	170	150
Freshwater Wetlands Fees .....	4,136	3,100	3,100
Freshwater Wetlands Fines .....	226	225	225
Hazardous Discharge Site Cleanup .....	7,648	---	---
Hazardous Waste Fees .....	1,056	4,600	2,600
Hazardous Waste Fines .....	709	560	650
Hunters' and Anglers' Licenses .....	14,018	12,299	12,799
Industrial Site Recovery Act .....	41	40	40
Laboratory Certification Fees .....	2,151	2,200	2,200
Laboratory Certification Fines .....	63	30	50
Marina Rentals .....	776	885	885
Marine Lands - Preparation and Filing Fees .....	2,374	150	150
Medical Waste .....	5,342	5,215	5,215
Miscellaneous Revenue .....	99	---	---
New Jersey Pollutant Discharge Elimination System/Stormwater Permits .....	17,255	16,700	16,700
New Jersey Spill Compensation Fund .....	6,633	---	---
Parks Management Fees and Permits .....	8,928	4,300	4,300
Parks Management Fines .....	61	60	60
Pesticide Control Fees .....	5,683	4,400	4,400
Pesticide Control Fines .....	65	55	55
Radiation Protection Fees .....	5,057	3,250	5,100
Radiation Protection Fines .....	234	175	175
Radon Testers Certification .....	278	265	290
Safe Drinking Water Fund .....	81	---	---
Solid Waste - Utility Regulation Assessments .....	5,183	3,100	3,100
Solid Waste Fines .....	1,714	785	945
Solid Waste Management Fees .....	10,772	5,800	10,800
Solid and Hazardous Waste Disclosure .....	165	180	180
Stream Encroachment .....	4,188	3,800	3,800
Toxic Catastrophe Prevention Fees .....	1,725	1,622	1,622
Toxic Catastrophe Prevention Fines .....	125	120	120
Treatment Works Approval .....	1,413	1,500	1,500
Underground Storage Tanks Fees .....	413	400	400
Water Allocation .....	5,406	2,425	2,425
Water Supply Management Regulations .....	1,079	1,250	1,250
Water/Wastewater Operators Licenses .....	461	210	210
Waterfront Development Fees .....	3,173	3,100	3,100
Waterfront Development Fines .....	13	30	30
Well Permits/Well Drillers/Pump Installers Licenses .....	1,550	1,100	1,100
Wetlands .....	165	125	125
Worker Community Right to Know - Fees .....	105	---	---
Subtotal, Department of Environmental Protection .....	145,024	106,108	111,483
Department of Health:			
Admission Charge Hospital Assessment .....	6,000	6,000	6,000
Clinical Laboratory .....	1,598	---	---
Federal Funds - Graduate Medical Education .....	152,109	132,256	121,000
Health Care Reform .....	1,200	1,200	1,200

**SCHEDULE 1  
STATE REVENUES**  
(thousands of dollars)

	-----Fiscal Year Ending June 30-----		
	2019 Actual	2020 Estimated	2021 Estimated
Interim Assistance .....	339	---	---
Licenses, Fines, Permits, Penalties and Fees .....	13,909	5,000	5,000
Miscellaneous Revenue .....	177	50	50
Patients' and Residents' Cost Recovery - Psychiatric Hospitals .....	80,094	79,642	79,642
<b>Subtotal, Department of Health .....</b>	<b>255,426</b>	<b>224,148</b>	<b>212,892</b>
<b>Department of Human Services:</b>			
Commission for the Blind .....	186	---	---
Corporate Responsibility Fee .....	---	---	180,473
Early Periodic Screening, Diagnosis and Treatment .....	12,802	13,311	13,311
Medicaid Uncompensated Care - Acute .....	168,016	272,979	212,222
Medicaid Uncompensated Care - Mental Health .....	25,507	25,100	25,072
Medicaid Uncompensated Care - Psychiatric .....	180,420	165,239	68,958
Miscellaneous Revenue .....	15,798	7,323	8,425
Patients' and Residents' Cost Recovery - Developmental Disabilities .....	13,297	13,219	13,199
School Based Medicaid .....	72,951	56,113	59,042
<b>Subtotal, Department of Human Services .....</b>	<b>488,977</b>	<b>553,284</b>	<b>580,702</b>
<b>Department of Labor and Workforce Development:</b>			
Council on Gender Parity .....	323	---	---
Examination Fees .....	1,618	---	---
Merit Systems Board Appeals Fees .....	119	---	---
Miscellaneous Revenue .....	110	160	160
Special Compensation Fund .....	1,512	1,998	1,998
State Disability Benefits Fund .....	2,347	---	---
Training Fees .....	2,202	---	---
Workers' Compensation Assessment .....	24,391	13,988	13,988
Workplace Standards - Licenses, Permits and Fines .....	14,374	4,858	5,358
<b>Subtotal, Department of Labor and Workforce Development .....</b>	<b>46,996</b>	<b>21,004</b>	<b>21,504</b>
<b>Department of Law and Public Safety:</b>			
Ammunition .....	---	---	3,200
Beverage Licenses .....	4,199	4,199	4,199
Casino Fines .....	543	---	---
Charities Registration Section .....	2,851	556	556
Consumer Affairs .....	13,518	830	830
Controlled Dangerous Substances .....	1,179	1,100	1,100
Criminal Disposition .....	299	---	---
Elevator, Escalator and Moving Walkway Mechanics Licensing Board .....	217	---	44
Fantasy Sports Operations Fee .....	1,517	1,300	1,300
Firearms .....	---	---	1,400
Forfeiture Funds .....	250	250	250
Legal Services .....	65,699	---	---
Legalized Games of Chance Control .....	1,836	1,200	1,200
Miscellaneous Revenue .....	3,219	21	21
New Jersey Cemetery Board .....	198	3	2
Private Employment Agencies .....	735	258	258
Recreational Boating .....	1,949	2,000	2,000
Retired Officer Handgun Permit .....	535	---	---
Securities Enforcement .....	20,885	30,394	36,394
Settlements .....	241,305	---	---
State Board of Architects .....	918	180	213
State Board of Audiology and Speech-Language Pathology Advisory .....	129	603	21
State Board of Certified Psychoanalysts .....	9	---	1
State Board of Certified Public Accountants .....	336	63	756
State Board of Chiropractors .....	61	550	17
State Board of Cosmetology and Hairstyling .....	10,099	625	2,268
State Board of Court Reporting .....	38	98	12
State Board of Dentistry .....	768	2,325	138
State Board of Electrical Contractors .....	362	230	486
State Board of HVAC Contractors .....	184	640	54
State Board of Marriage Counselor Examiners .....	2,275	250	473
State Board of Massage and Bodyworks .....	1,294	100	338
State Board of Master Plumbers .....	823	50	237
State Board of Medical Examiners .....	24,983	850	5,899
State Board of Mortuary Science .....	656	265	103
State Board of Nursing .....	13,189	6,250	2,835

**SCHEDULE 1  
STATE REVENUES**  
(thousands of dollars)

	-----Fiscal Year Ending June 30-----		
	<b>2019</b>	<b>2020</b>	<b>2021</b>
	<b>Actual</b>	<b>Estimated</b>	<b>Estimated</b>
State Board of Occupational Therapists and Assistants .....	149	550	18
State Board of Ophthalmic Dispensers and Ophthalmic Technicians .....	76	225	13
State Board of Optometrists .....	914	23	241
State Board of Orthotics and Prosthetics .....	89	2	23
State Board of Pharmacy .....	5,260	600	1,269
State Board of Physical Therapy .....	332	650	22
State Board of Polysomnography .....	191	4	50
State Board of Professional Engineers and Land Surveyors .....	993	800	203
State Board of Professional Planners .....	24	153	3
State Board of Psychological Examiners .....	1,190	55	324
State Board of Real Estate Appraisers .....	137	482	17
State Board of Respiratory Care .....	39	280	7
State Board of Social Workers .....	3,152	80	755
State Board of Veterinary Medical Examiners .....	749	55	199
State Police - Fingerprint Fees .....	14,325	3,696	7,086
State Police - Other Licenses .....	398	333	855
State Police - Private Detective Licenses .....	139	185	185
Victim and Witness Advocacy Fund .....	736	---	---
Victims of Violent Crime Compensation .....	6,405	3,372	3,372
Weights and Measures - General .....	4,015	2,612	2,612
Subtotal, Department of Law and Public Safety .....	<u>456,371</u>	<u>69,347</u>	<u>83,859</u>
Department of Military and Veterans' Affairs:			
Miscellaneous Revenue .....	4,767	---	---
Soldiers' Homes .....	55,570	53,000	53,000
Subtotal, Department of Military and Veterans' Affairs .....	<u>60,337</u>	<u>53,000</u>	<u>53,000</u>
Department of State:			
New Jersey World Trade Center Scholarship Program .....	1	---	---
Department of Transportation:			
Air Safety Fund .....	1,153	965	965
Applications and Highway Permits .....	3,301	2,500	2,500
Autonomous Transportation Authorities .....	24,500	24,500	24,500
Casualty Losses .....	1,965	350	350
Drunk Driving Fines .....	370	400	400
Good Driver .....	80,359	80,358	80,358
Logo Sign Program Fees .....	508	300	300
Maritime Program Receipts .....	1,907	2,000	2,000
Miscellaneous Revenue .....	36	40	40
Outdoor Advertising .....	1,629	740	740
Placarded Railcar .....	365	---	---
Rental Receipts - Tenant Relocation Program .....	466	---	---
Subtotal, Department of Transportation .....	<u>116,559</u>	<u>112,153</u>	<u>112,153</u>
Department of the Treasury:			
Assessment on Real Property Greater Than \$1 Million .....	143,238	139,000	143,000
Assessments - Cable TV .....	4,519	3,817	4,512
Assessments - Public Utility .....	30,159	26,910	30,545
Asset Value Optimization .....	---	---	20,000
CATV Universal Access .....	9,419	9,340	9,260
Commercial Recording - Expedited .....	1,353	1,150	1,150
Commissions (Notary) .....	1,169	1,625	1,625
Contract Compliance Fees .....	629	---	---
Cost Assessment .....	4,358	---	---
Domestic Security .....	39,575	39,000	39,000
Equipment Leasing Fund - Debt Service Recovery .....	---	2,045	1,898
General Revenue - Fees (Commercial Recording and UCC) .....	75,968	92,600	89,100
Higher Education Capital Improvement Fund - Debt Service Recovery .....	---	24,090	24,063
Hotel/Motel Occupancy Tax .....	112,490	120,000	124,000
Investment Earnings .....	72,704	54,400	54,400
Miscellaneous Revenue .....	7,100	4,500	4,100
NJ Public Records Preservation .....	31,265	31,103	31,103
Nuclear Emergency Response Assessment .....	5,858	3,392	2,543
Office of Information Technology Receipts .....	50,917	---	---
Prequalification Fees .....	125	---	---
Public Defender Client Receipts .....	3,987	4,000	4,000

**SCHEDULE 1  
STATE REVENUES**  
(thousands of dollars)

	-----Fiscal Year Ending June 30-----		
	2019 Actual	2020 Estimated	2021 Estimated
Public Finance Activities .....	1,688	---	---
Public Utility Fines .....	1,993	1,200	1,200
Public Utility Gross Receipts and Franchise Taxes (Water/Sewer) .....	122,948	123,000	125,500
Railroad Tax - Class II .....	5,014	4,975	5,080
Railroad Tax - Franchise .....	(2,570)	11,620	11,620
Rate Counsel .....	7,251	7,250	7,500
Ridesharing .....	22,614	36,000	38,000
Sports Betting .....	12,589	18,200	19,200
Surplus Property .....	1,742	1,700	1,700
Telephone Assessment .....	124,393	124,422	124,422
Tire Clean-Up Surcharge .....	10,367	10,400	10,400
Subtotal, Department of the Treasury .....	<u>902,862</u>	<u>895,739</u>	<u>928,921</u>
Other Sources:			
Miscellaneous Revenue .....	6,452	3,000	3,000
Interdepartmental Accounts:			
Administration and Investment of Pension and Health Benefit Funds - Recoveries .....	2,868	2,810	2,810
Employee Maintenance Deductions .....	300	300	300
Federal Fringe Benefit Recoveries from School Districts .....	76,597	90,472	88,283
Fringe Benefit Recoveries from Colleges and Universities/University Hospital .....	223,307	219,062	249,199
Fringe Benefit Recoveries from Federal and Other Funds .....	371,369	334,933	433,491
Indirect Cost Recoveries - DEP Other Funds .....	12,449	12,400	12,400
MTF Revenue Fund .....	860	---	---
Miscellaneous Revenue .....	33	---	---
Rent of State Building Space .....	2,942	2,950	2,950
Social Security Recoveries from Federal and Other Funds .....	65,601	64,577	66,127
Standard Offer Payments - Utilities .....	37	---	---
Subtotal, Interdepartmental Accounts .....	<u>756,363</u>	<u>727,504</u>	<u>855,560</u>
Judicial Branch--			
The Judiciary:			
Civil Arbitration Program .....	2,224	---	---
Court Fees .....	46,787	46,300	45,500
Miscellaneous Revenue .....	374	---	---
Pretrial Services Program - 21st Century Justice Improvement Fund .....	---	21,000	21,000
Subtotal, The Judiciary .....	<u>49,385</u>	<u>67,300</u>	<u>66,500</u>
<i>Total Miscellaneous Taxes, Fees, and Revenues</i> .....	<u>3,609,363</u>	<u>3,060,457</u>	<u>3,258,657</u>
<b>Interfund Transfers:</b>			
Beaches and Harbor Fund .....	21	17	7
Building Our Future Fund .....	1,435	859	243
Clean Energy Fund .....	5,000	5,000	---
Clean Waters Fund .....	---	1	1
Cultural Centers and Historic Preservation Fund .....	1	1	1
Dam, Lake, Stream and Flood Control Project Fund - 2003 .....	160	92	46
Developmental Disabilities Waiting List Reduction Fund .....	35	31	26
Emergency Flood Control Fund .....	5	---	---
Energy Conservation Fund .....	7	5	4
Enterprise Zone Assistance Fund .....	56,746	48,675	43,201
Fund for the Support of Free Public Schools .....	7,872	8,731	7,625
Garden State Farmland Preservation Trust Fund .....	9	---	---
Garden State Green Acres Preservation Trust Fund .....	5,288	6,000	6,000
Garden State Historic Preservation Trust Fund .....	181	---	---
Hazardous Discharge Fund .....	4	3	5
Hazardous Discharge Site Cleanup Fund .....	19,348	20,012	20,012
Housing Assistance Fund .....	96	75	62
Jobs, Education and Competitiveness Fund .....	1	---	---
Judiciary Bail Fund .....	115	72	72
Judiciary Probation Fund .....	152	140	140
Judiciary Special Civil Fund .....	80	74	74
Judiciary Superior Court Miscellaneous Fund .....	68	63	63
Legal Services Fund .....	8,680	9,000	9,000
Mortgage Assistance Fund .....	562	574	537
Motor Vehicle Security Responsibility Fund .....	6	5	4
NJ Bridge Rehab. and Improvement and R.R. Right-of-Way Preservation Fund .....	55	43	19

**SCHEDULE 1  
STATE REVENUES**  
(thousands of dollars)

	-----Fiscal Year Ending June 30-----		
	<b>2019</b>	<b>2020</b>	<b>2021</b>
	<b>Actual</b>	<b>Estimated</b>	<b>Estimated</b>
Natural Resources Fund .....	13	10	29
New Jersey Spill Compensation Fund .....	14,939	17,685	17,685
New Jersey Workforce Development Partnership Fund .....	31,223	32,603	32,603
Pollution Prevention Fund .....	862	1,057	1,057
Public Purpose Buildings and Community-Based Facilities Construction Fund .....	6	5	4
Safe Drinking Water Fund .....	2,429	2,667	2,667
Shore Protection Fund .....	47	37	16
State Disability Benefit Fund .....	29,184	39,106	39,106
State Land Acquisition and Development Fund .....	7	5	3
State Owned Real Property Trust Fund .....	6,063	2,961	1,344
State Recycling Fund .....	3,000	3,000	3,000
State of New Jersey Cash Management Fund .....	1,309	1,615	1,615
Statewide Transportation and Local Bridge Fund .....	93	73	32
Supplemental Workforce Fund for Basic Skills .....	1,565	11,114	11,114
Tobacco Settlement Financing Corporation .....	6,459	---	---
Unclaimed Insurance Payments on Deposit Accounts Trust Fund .....	136	107	86
Unclaimed Personal Property Trust Fund .....	170,000	185,000	235,000
Unclaimed Utility Deposits Trust Fund .....	293	59	47
Unemployment Compensation Auxiliary Fund .....	13,261	4,208	4,208
Universal Service Fund .....	67,650	67,650	67,650
Water Conservation Fund .....	18	14	12
Water Supply Fund .....	4,091	4,672	4,672
Worker and Community Right to Know Fund .....	2,758	2,859	2,859
<i>Total Interfund Transfers</i> .....	<u>461,333</u>	<u>475,980</u>	<u>511,951</u>
<b>Total State Revenues General Fund</b> .....	<u><b>21,601,271</b></u>	<u><b>21,471,698</b></u>	<u><b>22,123,345</b></u>
<b>PROPERTY TAX RELIEF FUND</b>			
Gross Income Tax .....	15,903,287	16,801,500	17,795,300
Sales Tax Dedication .....	844,513	844,700	872,400
<i>Total Property Tax Relief Fund</i> .....	<u>16,747,800</u>	<u>17,646,200</u>	<u>18,667,700</u>
<b>CASINO CONTROL FUND</b>			
License Fees .....	<u>49,055</u>	<u>55,767</u>	<u>60,897</u>
<b>CASINO REVENUE FUND</b>			
Casino Simulcasting Fund .....	160	172	172
Gross Revenue Tax .....	189,387	193,018	195,912
Internet Gaming .....	56,544	72,652	87,182
Other Casino Taxes and Fees .....	9,212	9,986	9,896
Sports Betting .....	10,929	14,862	15,740
<i>Total Casino Revenue Fund</i> .....	<u>266,232</u>	<u>290,690</u>	<u>308,902</u>
<b>GUBERNATORIAL ELECTIONS FUND</b>			
Taxpayers' Designations .....	<u>784</u>	<u>700</u>	<u>700</u>
<b>TOTAL STATE REVENUES</b> .....	<u><b>38,665,142</b></u>	<u><b>39,465,055</b></u>	<u><b>41,161,544</b></u>

**SCHEDULE 2**  
**DEDICATED REVENUES**  
(thousands of dollars)

	-----Fiscal Year Ending June 30-----		
	2019 Actual	2020 Estimated	2021 Estimated
<b>Dedicated:</b>			
Legislature:			
Asset Forfeiture .....	36	---	---
Chief Executive:			
State Authority Review and Oversight .....	760	775	775
Department of Agriculture:			
Animal Disease Control .....	---	448	370
Beneficial Insect Laboratory .....	---	80	80
Blueberry Council .....	207	310	310
Commodity Distribution .....	6	---	2,790
Cranberry Council .....	168	50	100
Dairy Fee Administration .....	925	594	497
Dairy Industry Promotion Account .....	87	70	70
Development Potential Transfer Bank Administration .....	11	50	50
Environmental Services .....	---	125	125
Farm Products Publicity Fund .....	16	25	25
Food Distribution Assessment .....	30	50	75
Fruit and Vegetable Grading Service .....	828	1,039	1,045
Future Farmers of America - Student Loans from Department of Education .....	132	145	145
Highlands Open Space Partnership Funding Program .....	165	---	---
Horse Breeding and Development Fund .....	188	170	170
Hunger Initiative/Food Assistance Program .....	20	30	30
Marketing and Development Services .....	---	1,096	916
NJ Farm to School Program .....	5	140	215
Nursery Inspection Program .....	---	200	200
Organic Certification .....	503	329	329
Plant Pest and Disease Control .....	---	35	35
Poultry Service .....	142	274	170
Sire Stakes .....	2,661	1,600	1,600
Standardbred Breeder Awards .....	119	122	122
Stormwater Discharge Administration Chp. 251 .....	129	147	156
Wine Promotion Program .....	293	250	250
Miscellaneous .....	29	29	29
Subtotal, Department of Agriculture .....	6,664	7,408	9,904
Department of Banking and Insurance:			
Consumer Protection Services and Solvency Regulation .....	31	---	---
Individual Health Care Program Assessments .....	2	---	---
New Jersey Reinsurance Program .....	---	480	250
Small Employer Health Benefits .....	500	454	454
Miscellaneous .....	21	---	---
Subtotal, Department of Banking and Insurance .....	554	934	704
Department of Children and Families:			
Children's Trust Fund .....	282	180	180
Contribution to Care .....	621	150	150
Criminal History Record Checks .....	531	120	120
Displaced Homemaker - Workforce Development Partnership Fund .....	1,800	2,550	2,550
Domestic Violence Fund .....	365	315	315
Education Services .....	43,801	43,527	43,527
Government Benefits - Social Security .....	527	---	---
Grants to Displaced Homemaker Centers .....	664	688	688
Legally Responsible Relatives - Out-of-Home Placements .....	4,919	2,154	2,154
Legally Responsible Relatives - Probation Supplement .....	1,300	1,300	1,300
Old Age Survivors Insurance .....	1,623	3,692	3,692
Women's Services .....	---	200	150
Miscellaneous .....	9	---	---
Subtotal, Department of Children and Families .....	56,442	54,876	54,826



## SCHEDULE 2 DEDICATED REVENUES (thousands of dollars)

	-----Fiscal Year Ending June 30-----		
	2019 Actual	2020 Estimated	2021 Estimated
<b>Department of Community Affairs:</b>			
Boarding Home Regulation and Assistance .....	---	900	900
Community Development Block Grant-Disaster Recovery Program Income .....	4,661	---	---
Fire Certification Program .....	170	80	145
Housing Code Enforcement .....	---	3,316	3,076
Housing Services .....	24,173	95,003	95,003
Landscape Irrigation Contractor Certification .....	107	100	100
Lead Hazard Control Assistance Fund .....	155	180	180
Neighborhood Revitalization Tax Credit .....	9,910	15,000	15,000
Neighborhood Stabilization Program Income .....	7	---	---
New Home Warranty Program .....	1,280	2,500	2,500
Reduced Cigarette Ignition Propensity & Firefighter Protection Fund .....	39	180	60
Uniform Construction Code .....	---	6,816	6,576
Uniform Fire Code .....	---	19,715	19,541
Universal Service Fund .....	6,114	8,556	8,556
Urban Enterprise Zone Authority Administration .....	859	1,350	1,350
Urban Housing Assistance Program .....	52	---	---
Miscellaneous .....	4,025	5,025	5,025
<b>Subtotal, Department of Community Affairs .....</b>	<b>51,552</b>	<b>158,721</b>	<b>158,012</b>
<b>Department of Corrections:</b>			
Administration and Support Services .....	22,026	21,161	21,502
Computer Crime Prevention Fund .....	15	---	---
Edna Mahan Correctional Facility Beauty Shop Program .....	45	---	---
Institutional Care and Treatment .....	83	---	---
Pre-Release Employment Navigation and Re-Entry Services Program .....	29	530	530
State Facilities Education Act (SFEA) .....	2,094	2,636	2,411
Miscellaneous .....	527	---	---
<b>Subtotal, Department of Corrections .....</b>	<b>24,819</b>	<b>24,327</b>	<b>24,443</b>
<b>Department of Education:</b>			
Catapult Settlement .....	4,067	---	---
Katzenbach One on One Aides .....	1,119	1,085	1,100
Katzenbach Summer Program .....	338	338	345
Marie H. Katzenbach School for the Deaf - Tuition from Local Boards .....	6,527	6,339	6,127
Office of Fiscal Accountability and Compliance .....	1,963	1,742	1,742
Professional Learning Recruitment and Preparation .....	---	625	577
Rental of Vacant Building Space .....	189	187	196
School District Deficit Relief .....	---	1,579	10,655
Miscellaneous .....	142	76	76
<b>Subtotal, Department of Education .....</b>	<b>14,345</b>	<b>11,971</b>	<b>20,818</b>
<b>Department of Environmental Protection:</b>			
Administrative Costs - Natural Resources Damages .....	1,446	1,570	1,570
Administrative Costs Water Supply Bond Act of 1981 - Watershed and Aquifer .....	---	39	44
Air Pollution Monitoring and Control Programs .....	---	800	850
Battleship New Jersey Memorial Fund .....	120	120	120
Battleship New Jersey Tax Check-Off .....	65	50	50
Board of Tree Experts .....	195	200	175
Coastal Area Development Review Act Program .....	---	100	100
Drinking Water State Revolving Fund - Capacity Development .....	168	834	125
Drinking Water State Revolving Fund - Operator Certification .....	106	201	125
Drinking Water State Revolving Fund - Program Administration .....	558	1,400	1,400
Drinking Water State Revolving Fund - Small System Technical Assistance .....	189	1,150	125
Drinking Water State Revolving Fund - Source Water Program Administration .....	37	330	125
Electronic Waste .....	435	750	750
Endangered and Nongame Species Wildlife Fund .....	98	100	100
Environmental Infrastructure Financing Program Loan Fund .....	---	2,000	2,600
Environmental Policy and Planning .....	3,355	---	---
Exotic and Nongame Species Inspection Fund .....	105	120	120
Expenses of the Delaware and Raritan Canal Commission .....	449	450	450
Forest Resource Management Special Revenue .....	250	250	250

**SCHEDULE 2  
DEDICATED REVENUES**  
(thousands of dollars)

	-----Fiscal Year Ending June 30-----		
	2019 Actual	2020 Estimated	2021 Estimated
Global Warming Solutions Fund - Administration . . . . .	---	1,650	1,650
Green Acres/Open Space Administration . . . . .	---	403	403
HR-6 Flood Control . . . . .	662	---	---
Hazardous Discharge Site Cleanup Fund - Responsible Party . . . . .	---	13,588	14,579
Hazardous Discharge Site Remediation Fund - Grants to Child Care Centers . . . . .	78	100	100
Hunters' and Anglers' License Fund . . . . .	---	1,717	1,501
Lake Hopatcong Fund . . . . .	500	500	500
Liberty State Park License Plates . . . . .	34	35	35
Low Emission Vehicle Program . . . . .	151	150	150
Mammography Quality Standards Act . . . . .	284	373	380
Natural Resource Damages - Constitutional Dedication . . . . .	32,402	22,000	---
New Jersey Shade Tree and Community Forestry Program . . . . .	310	260	260
New Jersey Waterfowl Stamp Act . . . . .	66	65	65
Nuclear Emergency Response . . . . .	---	---	874
Nuclear Emergency Response - Decommissioning Costs . . . . .	---	2,500	1,500
Nuclear Regulatory Commission - Agreement State Program . . . . .	2,586	2,402	2,200
Oil Spill Prevention . . . . .	---	315	359
Oyster Cultch Fund . . . . .	253	200	200
Palisades Interstate Park Commission (PIPC) - Court Fund Revenue . . . . .	---	950	950
Palisades Interstate Park Commission (PIPC) - Gas Station Revenue . . . . .	---	3,020	3,020
Palisades Interstate Park Commission (PIPC) - Operating Fund Revenue . . . . .	---	1,000	880
Parks Management . . . . .	---	4,100	4,100
Parks Management - Clean Energy Fund . . . . .	19,972	---	---
Parks Management Revolving Fund . . . . .	4,180	2,850	2,850
Pesticide Control . . . . .	---	1,300	1,300
Pinelands Preservation . . . . .	45	45	45
Pollution Prevention . . . . .	---	238	274
Recreational Fisheries Survey . . . . .	259	270	270
Recycling of Solid Waste . . . . .	711	1,350	1,350
Regulation of Freshwater Wetlands . . . . .	---	300	300
Remediation Management . . . . .	---	10,095	10,076
Safe Drinking Water Fund . . . . .	---	596	661
Science and Research . . . . .	2,491	3,063	3,000
Sedge Island . . . . .	24	---	---
Shellfish Enforcement . . . . .	207	170	170
Shore Protection Fund Projects . . . . .	2,099	---	---
Shore Protection License Plates . . . . .	524	650	650
Site Remediation Professional Licensing Board . . . . .	703	625	625
Skylands Manor . . . . .	278	265	275
Solid Waste Utility Regulation . . . . .	---	1,900	1,900
State Public Water System Supervision Program . . . . .	1,557	2,499	2,100
State Recycling Fund - County and Local Grants . . . . .	21,498	24,300	24,300
State Revolving Fund - Administrative Costs . . . . .	2,840	4,000	4,000
Stewardship Incentive Fund . . . . .	---	3,965	7,100
Stormwater Construction Permit Fees . . . . .	564	500	500
Stream Encroachment . . . . .	---	300	300
Super Storm Sandy - Economic Development Program . . . . .	176	---	---
Super Storm Sandy - Housing and Mortgage Finance Agency . . . . .	90	---	---
Tidelands Peak Demands . . . . .	---	3,438	3,654
Water Allocation . . . . .	---	3,000	3,000
Water Pollution Control . . . . .	---	2,400	2,400
Water/Wastewater Operators Licenses . . . . .	---	250	250
Waterfront Development Shellfish Mitigation . . . . .	193	145	145
Well Permits, Well Driller, Pump Installer Licenses . . . . .	---	700	400
Worker and Community Right to Know Act . . . . .	---	472	410
Miscellaneous . . . . .	4,539	811	809
Subtotal, Department of Environmental Protection . . . . .	107,852	136,289	115,899
Department of Health:			
AIDS Drug Distribution Program Rebates . . . . .	60,586	61,700	63,000
Administrative Overhead - Non State Program . . . . .	1,510	1,500	1,500
Animal Population Control Program . . . . .	164	250	250
Anti-Smoking Cigarette Tax Dedication . . . . .	6,257	5,970	7,815
Brain Injury Research Fund . . . . .	3,870	4,000	4,000
Certificate of Need Program . . . . .	1,299	977	977
Charity Care . . . . .	262,000	269,000	269,000

**SCHEDULE 2  
DEDICATED REVENUES**  
(thousands of dollars)

	-----Fiscal Year Ending June 30-----		
	<b>2019</b>	<b>2020</b>	<b>2021</b>
	<b>Actual</b>	<b>Estimated</b>	<b>Estimated</b>
Child Care / School Certification Program .....	478	1,100	1,100
Civil Monetary Penalty - Nursing Home Penalty Revenue .....	793	---	---
Clinical Laboratory Improvement Services .....	---	150	150
Consumer Health Penalties .....	---	3,719	3,719
Early Care & Education Learning Collaborative .....	---	500	500
Early Intervention Program (EIP) Copays .....	---	11,800	11,800
Electronic Death Registration Support Fund .....	1,569	675	675
Emergency Medical Services .....	117	546	546
Emergency Medical Services for Children .....	154	154	154
Emergency Medical Technician Training Fund .....	106	200	201
Federally Qualified Health Centers .....	36,000	32,000	32,000
First Response Emergency Medical Technician Cardiac Training Program .....	180	180	179
Governor's Council for Medical Research and Treatment of Autism .....	3,871	3,814	3,814
Health Care Facility Regulation and Oversight .....	---	2,900	2,900
Health Care Planning .....	10,599	8,900	8,900
Hospital Delivery System Reform Incentive Payments .....	20,655	20,655	---
Interim Assistance .....	---	353	353
Laboratory Services .....	---	1,500	1,500
Licensing Fees .....	428	399	399
Medical Examiner Services .....	12,192	11,750	11,750
Mental Health Fees .....	---	300	300
New Jersey Health Information Technology Commission .....	1,000	1,000	1,000
New Jersey Turnpike Authority / Garden State Parkway Food Inspections .....	342	350	350
Newborn Screening, Follow-up and Treatment .....	4,385	4,306	4,306
Osteosarcoma Surveillance Study .....	---	25	25
Personal Needs Allowance .....	---	450	450
Public Health Protection Services .....	---	890	890
Quality Improvement Program - New Jersey (QIP-NJ) .....	---	---	20,655
Rabies Control Program .....	404	475	475
Surveillance, Epidemiology, and End Results (SEER) - Patterns of Care .....	---	19	19
Vital Statistics .....	---	840	840
Wholesale Drug Program .....	---	100	100
Women, Infants, and Children (WIC) Rebates .....	33,487	40,000	40,000
Miscellaneous .....	6,733	6,591	6,591
Subtotal, Department of Health .....	<u>469,179</u>	<u>500,038</u>	<u>503,183</u>
Department of Human Services:			
Alcohol Education Rehabilitation and Enforcement Fund .....	1,520	1,800	1,800
Alcohol Treatment Fund Program .....	7,500	7,500	7,500
Catastrophic Illness in Children Relief Fund .....	9,580	11,200	10,084
Client Copayments - Developmental Disabilities .....	10,431	11,609	10,979
Commission for the Blind .....	---	206	195
Cop to Cop Program .....	400	400	400
Health Care Subsidy Fund - NJ FamilyCare .....	504,000	553,591	499,933
Hospital Mental Health Offset Payments .....	12,232	12,327	12,327
Internet Gaming Permits for Compulsive Gambling Programs .....	2,300	2,050	2,050
NJ FamilyCare Children .....	23,859	112,675	158,510
NJ FamilyCare Children - Individual Share .....	26,430	27,859	32,362
NJ FamilyCare Drug Manufacturer Rebates .....	890,500	1,107,500	860,000
Nursing Home Provider Assessment Fee .....	128,816	160,000	160,000
Office of the Public Guardian .....	---	2,693	2,757
PAAD Drug Manufacturer Rebates .....	53,588	52,038	52,038
Personal Needs Allowance .....	---	150	150
Racing Commission Funds for Compulsive Gambling Treatment .....	400	200	200
SSA Reimbursement to Enhance Vocational Rehabilitation .....	614	350	350
Senior Gold Drug Manufacturer Rebates .....	409	150	150
Traumatic Brain Injury .....	3,773	3,700	3,700
Work First New Jersey Child Care and Support Services .....	35,000	35,000	35,000
Work First New Jersey Emergency Utility Payments .....	785	4,758	4,758
Work First New Jersey Technology Investment - Child Support Incentives .....	20,012	15,456	15,456
Miscellaneous .....	138	---	---
Subtotal, Department of Human Services .....	<u>1,732,287</u>	<u>2,123,212</u>	<u>1,870,699</u>

**SCHEDULE 2  
DEDICATED REVENUES**  
(thousands of dollars)

	-----Fiscal Year Ending June 30-----		
	2019 Actual	2020 Estimated	2021 Estimated
Department of Labor and Workforce Development:			
Asbestos Notification Fees .....	---	500	500
Council on Gender Parity .....	---	72	72
Enforcement of Workplace Standards - Receipts .....	---	8,599	8,599
General Administration, Agency Services, Test Development and Analytics .....	---	2,500	2,500
Merit Systems Board .....	---	50	50
New Jersey Builders' Utilization for Labor Diversity .....	3,446	3,494	3,494
New Jersey Industrial Safety .....	52	---	---
Private Disability Insurance Plan .....	---	1,524	1,524
Public Works Contractor Registration .....	---	1,932	1,932
Special Compensation Fund .....	182,173	191,967	191,967
State Disability Benefits Fund - Joint Tax Functions .....	---	9,000	9,000
State Disability Benefits Fund - Reengineering Study .....	---	1,000	1,000
State Disability Insurance Plan .....	---	6,942	6,942
Unemployment Compensation Auxiliary Fund .....	---	550	550
Unemployment Compensation Auxiliary Fund - Collection Activities .....	12,826	12,500	15,000
Unemployment Compensation Auxiliary Fund - Disadvantaged Youth Employment .....	---	50	50
Unemployment Compensation Auxiliary Fund - EITC Notification .....	---	150	150
Uninsured Employer's Fund .....	5,201	3,017	3,017
Urban Enterprise Zone - Administrative Costs .....	---	30	30
Vocational Rehabilitation Services - Extended Employment .....	10,000	10,000	10,000
Vocational Rehabilitation Services - State Match .....	---	6,000	6,000
Workers' Compensation .....	---	12,899	12,899
Workforce Development Partnership - Counselors .....	---	1,180	1,180
Workforce Development Partnership Fund - Parolee Employment Placement Program .....	---	2,000	2,000
Workforce Development Partnership Fund - Work First New Jersey .....	18,023	21,500	21,500
Workforce Development Partnership Fund - Workforce Initiatives .....	16,275	18,225	22,500
Workforce Development Partnership Program .....	---	2,683	2,683
Workforce Literacy and Basic Skills Program .....	---	276	276
Miscellaneous .....	7	---	---
Subtotal, Department of Labor and Workforce Development .....	248,003	318,640	325,415
Department of Law and Public Safety:			
Annie E. Casey Foundation .....	---	200	200
Anti-Discrimination Training .....	---	---	50
Atlantic County Detention Center .....	2,511	2,700	2,885
Backstretch Benevolence .....	170	168	168
Body Armor Replacement Fund - Administrative Costs .....	12	75	75
Casey Foundation Private Grant .....	110	---	---
Charity Racing Day for the Developmentally Disabled .....	6	6	6
Consumer Affairs .....	456	---	---
Consumer Affairs Charitable Registrations Program .....	---	2,123	2,372
Consumer Affairs Legalized Games of Chance .....	---	785	875
Consumer Affairs Weights and Measures Program .....	---	2,122	1,588
Controlled Dangerous Substance Registration Program .....	---	1,000	1,000
Criminal Disposition and Revenue Collection Fund .....	---	345	345
Criminal Justice Training Academy .....	173	200	185
Cybersecurity and Data Protection .....	3,036	3,066	3,066
Delaware River Joint Toll Bridge Commission .....	3,301	2,400	2,400
Division of Consumer Affairs - Appropriated Receipts .....	---	14,550	9,211
Drunk Driving Enforcement Fund - MVC Reimbursement .....	81	81	81
Election Law Enforcement .....	---	75	75
False Claims Prosecution Fund .....	86	---	---
Fantasy Sports .....	168	300	300
Forfeiture Program .....	3,045	4,000	4,000
Insurance Fraud Operations .....	11,832	12,896	12,896
Investigative Unit .....	608	605	605
Law Enforcement Officers Training and Equipment Fund .....	468	600	600
NJ Emergency Management Assistance Compact .....	290	---	---
Newark NJ Training Academy .....	325	---	---
Noncriminal Records Checks .....	---	9,289	10,261
Pari-Mutuel Racing in Accordance with N.J.S.A. 5:5-37 .....	195	305	305
Pre-Race Blood Testing and Chemical Testing Program .....	944	1,015	1,015
Private Employment Agencies .....	---	629	469
Racing Commission's Award Program .....	1,872	1,800	1,800
Racing Officials .....	726	935	935

**SCHEDULE 2  
DEDICATED REVENUES**  
(thousands of dollars)

	-----Fiscal Year Ending June 30-----		
	<b>2019</b>	<b>2020</b>	<b>2021</b>
	<b>Actual</b>	<b>Estimated</b>	<b>Estimated</b>
Regulation of Alcoholic Beverages .....	10,132	9,251	9,001
Regulation of Racing Activities .....	2,492	2,475	2,475
Retired Officers Handgun Permits .....	---	555	555
Safe and Secure Neighborhoods Program .....	5,664	5,500	5,500
Securing the Cities .....	935	---	---
Securities Enforcement Fund .....	---	7,383	6,833
Security Officer Registration Account .....	2,610	2,377	2,609
Sexual Assault Nurse Examiner Program .....	31	30	30
South Jersey Transportation Authority .....	8,570	9,560	11,712
State Athletic Control .....	302	300	300
State Facilities Education Act (SFEA) .....	11,904	11,724	11,320
State Forensic Laboratory Fund Program .....	913	1,000	1,000
State Police DNA Laboratory Enhancement .....	7,742	8,020	8,020
State Veterinarians New Jersey Racing Commission .....	828	975	975
Turnpike Authority (Includes Garden State Parkway) .....	73,815	83,361	96,472
Victim and Witness Advocacy Fund .....	---	1,000	720
Victims of Crime Compensation .....	179	3,623	3,073
Miscellaneous .....	4,683	4,375	4,375
<b>Subtotal, Department of Law and Public Safety .....</b>	<b>161,215</b>	<b>213,779</b>	<b>222,738</b>
<b>Department of Military and Veterans' Affairs:</b>			
Administration and Support Services .....	---	225	225
Burial Services .....	---	800	800
Cemetery Donations .....	156	---	---
Energy Program Receipts .....	550	500	500
New Jersey National Guard Support Services .....	---	1,525	1,525
Veterans' Haven .....	---	1,175	1,175
Veterans' Haven North .....	---	875	875
Miscellaneous .....	221	83	83
<b>Subtotal, Department of Military and Veterans' Affairs .....</b>	<b>927</b>	<b>5,183</b>	<b>5,183</b>
<b>Department of State:</b>			
Construction Apprenticeship Program (SDA) .....	282	330	250
Law Enforcement Officers Memorial Fund .....	514	200	200
Lumina Quality Assurance and Basic Needs Grant .....	---	639	---
NJBEST Administration & Scholarships .....	1,460	1,378	3,752
New Jersey College Loans to Assist State Students (NJCLASS) .....	17,375	23,520	28,725
Veterans Memorial Arts Center .....	434	410	410
Miscellaneous .....	217	226	310
<b>Subtotal, Department of State .....</b>	<b>20,282</b>	<b>26,703</b>	<b>33,647</b>
<b>Department of Transportation:</b>			
Applications and Highway Permits .....	---	700	700
Casualty Losses .....	---	1,730	1,730
Clean Energy Fund - NJ Transit Utility Costs .....	82,089	82,089	82,089
Commercial Vehicle Enforcement Program .....	24,381	23,097	26,376
Cost of "Cause" Plates .....	367	---	---
County and Other Shared Projects .....	9,063	---	---
Failure to Keep Right Surcharge .....	744	700	700
Highway Safety Fund .....	949	1,000	1,000
In-Terminal School Bus Inspection Program .....	1,251	1,221	1,401
Logo Sign Program .....	---	200	200
Motor Vehicle Services .....	357,883	335,995	352,458
Motorbus Regulation .....	963	793	992
Motorcycle Safety Education Fund .....	473	461	450
NJ Board of Pilot Commissioners .....	669	350	350
NJ Medical Service Helicopter Response Act .....	30,374	30,500	30,500
NJ Turnpike Authority - NJ Transit Operations .....	154,000	129,000	129,000
NJ Turnpike Authority - Support for Portal North Bridge .....	---	---	25,000
Omnibus Safety Enforcement Fund .....	19	13	19
Outdoor Advertising Program .....	---	880	880
Placarded Railcar Program .....	---	75	75
Port Authority of New York and New Jersey .....	166,264	---	---
Rental Receipts - Tenant Relocation Program .....	---	400	400

**SCHEDULE 2  
DEDICATED REVENUES**  
(thousands of dollars)

	-----Fiscal Year Ending June 30-----		
	2019 Actual	2020 Estimated	2021 Estimated
Security Responsibility .....	22,023	22,100	22,900
Texting While Driving Campaign .....	2,282	2,154	2,235
Transportation Trust Fund - Subaccount for Capital Reserves .....	872,598	725,464	619,556
Wireless Communication .....	2,904	2,900	2,900
Miscellaneous .....	75	---	---
Subtotal, Department of Transportation .....	<u>1,729,371</u>	<u>1,361,822</u>	<u>1,301,911</u>
Department of the Treasury:			
Administration of State Lottery .....	8,625	14,282	14,282
Admission Surcharge at Places of Amusement .....	397	400	400
Annual Licensing Fee - Office of Administrative Law Publications .....	669	800	800
Cannabis Regulatory Commission .....	2,861	3,000	3,000
Cigarette Tax Securitization .....	94,786	91,743	86,043
Civil Legal Services for the Poor - 21st Century Justice Improvement Fund .....	9,587	10,100	10,100
Clean Energy Program .....	2,714	3,055	4,138
Division of Developmental Disabilities Community Placement and Services .....	25,036	24,423	24,423
Division of Purchase and Property E-Procurement Receipts .....	2,876	1,800	1,800
Domestic Security .....	26,379	25,951	25,951
Drug Abuse Education Fund .....	733	730	730
Economic Recovery Fund .....	26,606	26,601	40,099
Electric Vehicles Rebate .....	---	30,000	---
Governor's Council on Alcoholism and Drug Abuse .....	13,647	13,700	13,700
Judicial Hearings Receipts .....	3,713	3,698	3,698
Leasing of Space on NJPBA Transmitter Towers .....	3,327	3,096	3,096
Management Audit - New Jersey Natural Gas .....	---	1,500	1,500
Management of DEP Properties .....	---	260	260
Management of State Investments .....	13,311	16,600	16,600
Meadowlands Regional Assessment .....	7,992	8,000	8,000
Monmouth Park .....	288	---	---
NJ American Water Company Financial Management Audit .....	634	---	---
NJBPU Basic Generation Service Project .....	276	330	330
NJPBA TV Food Network/Time Warner Capital Project .....	---	200	200
New Home Owner's Warranty Program .....	103	---	---
Office of Information Technology Indirect Cost Recoveries .....	3,703	4,000	4,000
Office of Management and Budget .....	17,210	17,585	17,585
Other Capital Building Services .....	5	300	300
Pensions and Benefits .....	60,598	53,851	53,851
Police and Firemen's Retirement System Board of Trustees .....	---	17,475	22,968
Prequalification Fees .....	---	125	125
Procurement Card Rebates .....	---	310	310
Property Management and Construction - Property Management Services .....	82	80	80
Public Broadcasting Services .....	1,409	1,385	1,385
Public Finance Activities .....	---	1,354	1,354
Rate Counsel - Insurance .....	64	75	75
Real Property Leasing Out Program .....	---	1,000	1,000
Records Management .....	---	2,000	2,000
Royalties - Office of Administrative Law Publications .....	305	270	270
Small Business Registration .....	294	293	293
State Based Exchange .....	---	9,000	31,000
Super Storm Sandy CDBG Reimbursement .....	1,765	---	---
Taxation Compliance and Enforcement Activities .....	12,885	16,100	16,100
The Meadowlands .....	1,119	---	---
Third Party Subrogation - Property Damage .....	---	975	975
Treasury Technology Services .....	5,707	7,600	7,600
Unclaimed Property Trust Fund Administration .....	7,552	8,395	8,395
Urban Enterprise Zone (UEZ) Authority Administrative Expenses .....	19	25	25
Zero Emission Certificate Program .....	750	---	---
Miscellaneous .....	375	152	152
Subtotal, Department of the Treasury .....	<u>358,402</u>	<u>422,619</u>	<u>428,993</u>

**SCHEDULE 2  
DEDICATED REVENUES**  
(thousands of dollars)

	-----Fiscal Year Ending June 30-----		
	2019 Actual	2020 Estimated	2021 Estimated
<b>Interdepartmental Accounts:</b>			
Clean Energy Fund - State Utility Costs .....	35,277	---	---
Petroleum Overcharge Reimbursement Fund .....	237	30	25
Utilities and Other Services .....	358	358	358
Subtotal, Interdepartmental Accounts .....	35,872	388	383
<b>The Judiciary:</b>			
Automated Traffic System for Municipal Courts .....	25,606	24,900	25,200
Civil Arbitration Program .....	---	2,225	2,225
Civil Courts .....	452	248	500
Comprehensive Enforcement Program .....	1,807	1,950	1,882
Court Adult Probation System .....	419	450	432
Court Technology Improvement Fund .....	11,506	12,000	11,700
E-Court Information System - 21st Century Justice Improvement Fund .....	9,492	10,000	10,000
Electronic Access to Court Records .....	2,150	1,300	1,761
Family Courts .....	299	400	400
Information Services .....	25	---	---
Intensive Supervision Program .....	---	425	425
Municipal Court Administrator Certification .....	10	10	10
Pretrial Services Program - 21st Century Justice Improvement Fund .....	20,887	---	---
Special Civil Part Certified Mailers .....	1,876	2,000	1,960
Supreme Court .....	17,587	21,033	19,475
Miscellaneous .....	893	---	---
Subtotal, The Judiciary .....	93,009	76,941	75,970
<i>Total Dedicated Revenues</i> .....	<i>5,111,571</i>	<i>5,444,626</i>	<i>5,153,503</i>

**SCHEDULE 2  
FEDERAL REVENUES**  
(thousands of dollars)

	-----Fiscal Year Ending June 30-----		
	2019 Actual	2020 Estimated	2021 Estimated
<b>Federal:</b>			
Department of Agriculture:			
Child Care .....	95,592	104,700	110,700
Child Nutrition - School Breakfast .....	101,218	130,000	150,000
Child Nutrition - School Lunch .....	270,394	375,000	400,000
Child Nutrition - Special Milk .....	215	1,300	1,300
Child Nutrition - Summer Programs .....	13,094	14,047	20,797
Child Nutrition Administration .....	8,158	13,395	16,080
Child Nutrition Technology Grant .....	29	2,000	2,000
Farm Risk Management Education Program .....	---	282	282
Food Stamp - The Emergency Food Assistance Program (TEFAP) .....	2,672	3,596	5,000
Fresh Fruit and Vegetable Program .....	4,196	5,400	5,910
Indemnities - Avian Influenza .....	453	600	615
National School Lunch Program-Equipment Assistance for School Food Authorities ..	531	1,000	1,000
Produce Safety Rule Implementation .....	317	770	755
Specialty Crop Block Grant Program .....	86	1,600	1,600
Trade Mitigation Food Purchase and Distribution Program .....	1,141	2,000	3,000
Various Federal Programs and Accruals .....	(2,532)	8,761	9,525
Subtotal, Department of Agriculture .....	495,564	664,451	728,564
Department of Banking and Insurance:			
Patient Protection and Affordable Care Act .....	276	---	---
State Flexibility to Stabilize the Market .....	23	---	---
Subtotal, Department of Banking and Insurance .....	299	---	---
Department of Children and Families:			
Restricted Federal Grants .....	14,504	49,911	51,791
Social Services Block Grant .....	43,662	42,868	42,868
Title IV-B Child Welfare Services .....	10,015	12,117	12,117
Title IV-E Foster Care .....	215,788	176,937	185,817
Various Federal Programs and Accruals .....	(32,606)	---	---
Subtotal, Department of Children and Families .....	251,363	281,833	292,593
Department of Community Affairs:			
Community Development Block Grant - Super Storm Sandy .....	314,936	---	---
Community Services Block Grant .....	18,813	20,500	20,500
Continuum of Care Program .....	1,632	4,000	4,000
Emergency Solutions Grants Program .....	2,638	4,000	4,000
Family Self Sufficiency Program Coordinator .....	54	350	350
Housing and Urban Development Recovery Initiative .....	765	---	---
Lead-Based Paint Hazard Control .....	---	4,800	4,800
Low Income Home Energy Assistance Program .....	119,375	140,000	140,000
Mainstream 5 .....	650	450	1,000
Moderate Rehabilitation Housing Assistance .....	4,355	9,500	9,500
National Affordable Housing - HOME Investment Partnerships .....	2,199	6,000	6,000
National Housing Trust Fund .....	2,167	8,500	8,500
Section 8 Housing Voucher Program .....	260,624	265,000	285,000
Small Cities Block Grant Program .....	3,947	8,023	8,023
Weatherization Assistance Program .....	3,545	5,550	7,000
Various Federal Programs and Accruals .....	(7,800)	---	---
Subtotal, Department of Community Affairs .....	727,900	476,673	498,673
Department of Corrections:			
Anti-Heroin Task Force .....	---	---	3,000
Body Worn Cameras .....	---	156	47
Defense Tactical Training .....	---	750	750
Diversity Training .....	---	100	100
Father/Child Visitation Program .....	---	165	160
Federal Reentry Initiative .....	221	---	---
Health, Safety and Wellness .....	---	---	3,000
Inmate Vocational Certifications .....	---	350	350
Innovative Reentry Initiatives .....	---	125	125



**SCHEDULE 2  
FEDERAL REVENUES**  
(thousands of dollars)

	-----Fiscal Year Ending June 30-----		
	2019	2020	2021
	Actual	Estimated	Estimated
Offender Reentry .....	---	600	600
Prison Rape Elimination Grant .....	---	145	102
Promising Reentry .....	---	750	750
Responsible Parenting Program - Temporary Assistance for Needy Families .....	---	110	123
Smart Supervision .....	---	500	500
Special Investigations Division - Intelligence Technology .....	---	250	250
Special Operations Tactical Equipment .....	---	200	200
State Criminal Alien Assistance Program .....	4,173	4,300	4,300
Swift, Certain, and Fair Sanctions Program .....	148	600	600
Technology Enhancements .....	---	500	500
Various Federal Programs and Accruals .....	(1,971)	200	200
Subtotal, Department of Corrections .....	2,571	9,801	15,657
Department of Education:			
21st Century Schools .....	24,634	26,497	26,558
AIDS Prevention Education .....	95	120	120
Bilingual and Compensatory Education - Homeless Children and Youth .....	1,531	2,150	2,150
Career and Technical Education Teacher Pathway .....	22	---	---
Head Start Collaboration .....	178	275	275
Hurricane Relief .....	10,577	---	---
Improving America's Schools Act - Consolidated Administration .....	4,537	5,040	5,487
Individuals with Disabilities Education Act Basic State Grant .....	349,377	382,000	385,000
Individuals with Disabilities Education Act Preschool Grants .....	10,387	11,675	11,675
Language Acquisition Discretionary Administration .....	17,956	18,193	18,769
Mathematics and Science Partnerships Grants .....	378	---	---
Migrant Education - Administration/Discretionary .....	1,281	2,327	2,460
Race to the Top - Early Learning Challenge .....	10,032	---	---
Race to the Top - Preschool Development Grant .....	18,850	---	---
STOP School Violence Grant .....	---	2,750	---
School Violence Prevention Program .....	---	500	---
State Assessments .....	7,857	8,650	8,600
Student Support & Academic Enrichment State Grants .....	14,250	25,798	25,809
Supporting Effective Instruction State Grants .....	43,457	44,840	45,540
Title I - Grants to Local Educational Agencies .....	334,328	362,950	366,300
Title I - Part D, Neglected and Delinquent .....	1,434	1,861	1,891
Vocational Education - Basic Grants - Administration .....	23,769	25,450	25,500
Various Federal Programs and Accruals .....	65,835	2,213	2,085
Subtotal, Department of Education .....	940,765	923,289	928,219
Department of Environmental Protection:			
Air Pollution Maintenance Program .....	6,321	10,500	10,500
Artificial Reef Program - PSE&G/NJPDES Permit Fees .....	698	985	985
Atlantic Brant Migration Ecology Study .....	68	240	480
Atlantic Coastal Fisheries .....	237	300	430
Beach Monitoring and Notification .....	182	700	700
BioWatch Monitoring .....	530	700	455
Boat Access (Fish and Wildlife) .....	---	1,000	1,000
Bobcat Hair Snare Study .....	128	240	480
Brownfields .....	683	1,000	1,000
Clean Diesel Retrofit .....	74	500	500
Clean Vessels .....	---	1,000	1,000
Clean Water State Revolving Fund .....	---	68,000	68,000
Coastal Zone Management - Special Merit .....	---	---	500
Coastal Zone Management Implementation .....	3,128	3,965	4,265
Community Assistance Program .....	180	600	600
Connecting Habitat Across New Jersey (CHANJ) Assessments .....	25	200	400
Consolidated Forest Management .....	360	500	500
Cooperative Technical Partnership .....	690	3,000	3,000
DOT Reconstruct Ferry Slips LSP .....	---	6,000	6,000
Development Compensatory Mitigation Technical Manual and NJ Floristic Quality .....	---	---	187
Development of Coastal Ecological Restoration .....	---	---	250
Drinking Water State Revolving Fund .....	478	28,200	28,200
Endangered Species .....	23	355	355
Endangered and Nongame Species Program State Wildlife Grants .....	275	1,070	1,070
FEMA Port Security Grant LSP .....	---	1,100	1,100

**SCHEDULE 2  
FEDERAL REVENUES**  
(thousands of dollars)

	-----Fiscal Year Ending June 30-----		
	2019 Actual	2020 Estimated	2021 Estimated
Fish and Wildlife Action Plan . . . . .	---	135	135
Fish and Wildlife Health . . . . .	189	380	380
Fish and Wildlife Technical Guidance . . . . .	141	---	---
Forest Legacy . . . . .	345	4,245	4,245
Forest Resource Management - Cooperative Forest Fire Control . . . . .	576	1,230	1,250
Framework for Increased Risk Reduction . . . . .	---	1,200	---
Hazardous Waste - Resource Conservation Recovery Act . . . . .	373	4,750	4,750
High Hazard Dams Grants/Loans . . . . .	---	---	500
Historic Preservation - Super Storm Sandy . . . . .	866	---	---
Historic Preservation Survey and Planning . . . . .	110	1,000	3,000
Hunters' and Anglers' License Fund . . . . .	5,010	13,530	21,267
Improving Marsh Restoration . . . . .	98	---	---
Land and Water Conservation Fund . . . . .	2,355	5,000	5,000
Landscape Restoration . . . . .	---	350	320
Marine Fisheries Investigation and Management . . . . .	1,243	1,750	5,574
Mighty Waterfowlers Project . . . . .	425	---	---
Multimedia . . . . .	---	750	750
NJ - FRAMES - Monmouth County . . . . .	364	900	500
NJ Outdoor Heritage Program . . . . .	---	3,800	3,800
National Coastal Wetlands Conservation . . . . .	---	3,500	7,000
National Dam Safety Program (FEMA) . . . . .	64	120	120
National Geologic Mapping Program . . . . .	139	674	674
National Recreational Trails . . . . .	683	1,900	1,900
New Jersey Atlantic and Shortnose Sturgeon . . . . .	86	365	365
New Jersey's Landscape Project . . . . .	49	990	990
Nonpoint Source Implementation (319H) . . . . .	681	3,830	3,830
Particulate Monitoring Grant . . . . .	203	1,000	1,000
Pesticide Technology . . . . .	25	500	500
Port Security Sector NY . . . . .	121	---	---
Preliminary Assessments/Site Inspections . . . . .	1,031	1,000	1,000
Radon Program . . . . .	---	500	500
Recovery Land Acquisition . . . . .	---	2,500	2,500
Remedial Planning Support Agency Assistance . . . . .	400	1,000	1,000
Species of Greater Conservation Need - Mammal Research and Management . . . . .	173	340	340
Statewide Habitat Restoration and Enhancement . . . . .	41	700	1,400
Superfund Grants . . . . .	113	5,020	5,030
Underground Storage Tank Program Standard Compliance Inspections . . . . .	497	1,250	1,250
Underground Storage Tanks . . . . .	1,334	3,157	9,000
Water Monitoring and Planning . . . . .	510	970	1,000
Water Pollution Control Program . . . . .	430	4,675	4,787
Wildfire Risk Reduction . . . . .	---	300	260
Wildlife Management Area Conservation Program . . . . .	---	2,000	2,000
Wildlife and Sport Fish Restoration Outreach . . . . .	176	390	390
Wildlife and Sport Fish Restoration Partnership Exhibit Development . . . . .	---	300	600
Various Federal Programs and Accruals . . . . .	19,741	1,262	1,780
<b>Subtotal, Department of Environmental Protection . . . . .</b>	<b>52,672</b>	<b>207,418</b>	<b>232,644</b>
Department of Health:			
AIDS Drug Distribution Program . . . . .	---	2,000	2,000
Abstinence Education - Family Health Services (FHS) . . . . .	990	1,700	1,700
Addressing the Opioid Crisis Statewide . . . . .	1,233	1,310	1,310
Asthma Surveillance and Coalition Building . . . . .	---	769	769
Bioterrorism Hospital Emergency Preparedness . . . . .	5,326	14,786	14,786
Birth Defects Surveillance Program . . . . .	210	508	508
Breast and Cervical Cancer Early Detection Program . . . . .	2,310	3,400	3,400
Breastfeeding Peer Counseling . . . . .	2,063	1,271	1,271
Chronic Disease Prevention and Health Promotion . . . . .	797	3,350	3,350
Clinical Laboratory Improvement Amendments Program . . . . .	591	617	617
Comprehensive AIDS Resources Grant . . . . .	30,632	46,311	46,311
Conformance with the Manufactured Food Regulatory Program Standards . . . . .	227	340	340
Coordinated Integrated Initiative . . . . .	673	2,255	2,255
Core Injury Prevention and Control Program . . . . .	---	300	300
Early Hearing Detection and Intervention (EHDI) Tracking, Research . . . . .	245	250	250
Early Intervention for Infants and Toddlers with Disabilities (Part C) . . . . .	10,356	13,000	13,000
Ebola Hospital Preparedness and Response . . . . .	590	6,022	6,022
Electronic Patient Care . . . . .	---	350	350

**SCHEDULE 2  
FEDERAL REVENUES**  
(thousands of dollars)

	-----Fiscal Year Ending June 30-----		
	<b>2019</b>	<b>2020</b>	<b>2021</b>
	<b>Actual</b>	<b>Estimated</b>	<b>Estimated</b>
Emergency Medical Services for Children (EMSC) Partnership Grants . . . . .	172	200	200
Emergency Preparedness for Bioterrorism . . . . .	13,769	29,581	29,581
Enhanced HIV/AIDS Surveillance-Perinatal . . . . .	---	213	213
Enhancing & Making Programs & Outcomes Work to End Rape . . . . .	---	96	96
Federal Lead Abatement Program . . . . .	363	440	440
Food Emergency Response Network - E. Coli in Ground Beef . . . . .	4	165	165
Food Inspection . . . . .	636	676	889
Fundamental & Expanded Occupational Health . . . . .	105	985	985
HIV/AIDS Events without Care in New Jersey . . . . .	---	373	373
HIV/AIDS Prevention and Education Grant . . . . .	14,360	17,600	17,600
HIV/AIDS Surveillance Grant . . . . .	---	3,318	3,318
Heart Disease and Stroke Prevention . . . . .	---	450	450
Housing Opportunities for Incarcerated Persons with AIDS . . . . .	211	1,958	1,958
Housing Opportunities for Persons with AIDS . . . . .	680	1,764	1,764
Immunization Project . . . . .	3,259	9,909	9,909
Improving Mental Health for Older African Americans . . . . .	174	240	240
Lab Biomonitoring Program - Impact of Biohazards on New Jersey Citizens . . . . .	655	1,000	1,000
Maternal and Child Health (MCH) Early Childhood Comprehensive System . . . . .	---	140	140
Maternal and Child Health Block Grant . . . . .	6,637	13,000	13,000
Maternal, Infant and Early Childhood Home Visiting Innovation Grant . . . . .	1,598	4,000	4,000
Maternal, Infant and Early Childhood Home Visiting Program . . . . .	9,489	10,582	10,582
Medicare/Medicaid Inspections of Nursing Facilities . . . . .	14,524	14,500	14,076
Morbidity and Risk Behavior Surveillance . . . . .	715	1,071	1,071
National Cancer Prevention and Control . . . . .	142	6,889	6,889
National HIV/AIDS Behavioral Surveillance . . . . .	299	512	512
National Program of Cancer Registries . . . . .	904	1,400	1,400
New Jersey Cancer Education & Early Detection (NJ CEED) . . . . .	---	197	197
New Jersey Childhood Lead . . . . .	523	316	672
New Jersey Personal Responsibility Education Program . . . . .	1,298	1,426	1,426
New Jersey Plan for Private Well Programs . . . . .	160	290	270
New Jersey State Maternal Health Innovation Program . . . . .	---	---	2,072
New Jersey's Reducing Health Disparities Initiative . . . . .	---	160	160
Nurse Aide Certification Program . . . . .	---	1,000	1,000
Oral Health Grant . . . . .	---	500	500
Overdose Data - Action . . . . .	---	7,486	7,486
Pandemic Influenza Healthcare Preparedness . . . . .	---	1,935	1,935
Pediatric AIDS Health Care Demonstration Project . . . . .	2,238	2,350	2,350
Pediatric Mental Health Care . . . . .	198	445	445
Pregnancy Risk Assessment Monitoring System . . . . .	157	750	750
Preventative Health and Health Services Block Grant . . . . .	3,243	5,683	5,683
Prevention & Public Health Fund - Coordinated Integrated Initiative . . . . .	561	1,187	1,187
Prevention & Public Health Fund - Immunization and Vaccines for Children . . . . .	4,409	9,600	9,600
Prevention and Management of Diabetes, Heart Disease and Stroke . . . . .	389	1,715	1,715
Public Employees Occupational Safety and Health - State Plan . . . . .	---	900	900
Public Health Crisis - Opioids . . . . .	1,323	4,524	4,524
Public Health Crisis Response . . . . .	---	5,470	5,470
Public Health Laboratory Biomonitoring Planning . . . . .	---	2,156	2,156
Rape Prevention and Education Program . . . . .	913	1,896	1,896
Ryan White Part B - Emergency Relief . . . . .	---	1,300	1,300
Ryan White Part B - Supplemental . . . . .	668	1,500	1,500
Senior Farmers' Market Nutrition Program . . . . .	823	2,000	2,000
Supplemental Food Program - Women, Infants, and Children (WIC) . . . . .	114,520	151,608	151,608
Surveillance, Epidemiology and End Results (SEER) . . . . .	---	1,319	1,319
Tobacco Age of Sale Enforcement (TASE) . . . . .	604	2,357	2,357
Tuberculosis Control Program . . . . .	1,865	2,595	2,595
Venereal Disease Project . . . . .	2,228	3,882	3,882
Viral Hepatitis Surveillance . . . . .	292	400	400
Vital Statistics Component . . . . .	1,439	1,498	1,498
West Nile Virus - Laboratory . . . . .	---	200	200
West Nile Virus - Public Health . . . . .	---	1,942	1,942
Women, Infants, and Children (WIC) Farmers' Market Nutrition Program . . . . .	594	2,600	2,600
Zika Surveillance and Intervention . . . . .	105	---	---
Various Federal Programs and Accruals . . . . .	32,521	24,029	24,065
<b>Subtotal, Department of Health . . . . .</b>	<b>296,010</b>	<b>466,817</b>	<b>469,050</b>

**SCHEDULE 2  
FEDERAL REVENUES**  
(thousands of dollars)

	-----Fiscal Year Ending June 30-----		
	2019 Actual	2020 Estimated	2021 Estimated
Department of Human Services:			
Block Grant Mental Health Services .....	16,752	19,289	19,289
Child Care Block Grant .....	110,685	160,662	160,662
Child Support Enforcement Program .....	139,111	178,077	176,933
Clinical High Risk For Psychosis .....	---	400	400
Cures Grant .....	9,320	12,995	12,995
Developmental Disabilities Council .....	1,976	1,649	1,657
Electronic Health Records Provider Incentive Payments .....	3,756	20,000	20,000
Grants to Prevent Prescription Drug/Opioid Overdose Deaths .....	835	1,000	1,000
Health Information Technology (HIT) .....	3,048	5,661	5,661
Medication Assisted Drug and Opioid .....	1,015	950	950
Miscellaneous .....	4	---	---
National Family Caregiver Program .....	5,056	5,200	5,200
National Strategy Grant-Suicide Prevention .....	---	471	471
New Jersey Mental Health Awareness Training .....	51	125	125
New Jersey Money Follows the Person .....	6,848	12,941	12,941
New Jersey State Opioid Response .....	1,572	48,998	48,998
Older Americans Act - Title III .....	31,315	34,106	34,134
Program Integration of Primary and Behavioral Health Care .....	---	2,000	2,000
Projects for Assistance in Transition from Homelessness (PATH) .....	2,172	2,141	2,141
Refugee Resettlement Program .....	---	2,578	2,600
Social Services Administration .....	---	40,868	41,310
Strategic Prevention Framework .....	3,400	2,260	2,260
Substance Abuse Block Grant .....	41,860	49,000	49,092
Supplemental Nutrition Assistance Program .....	164,176	174,420	174,420
Supplemental Nutrition Assistance Program - Education .....	9,563	9,500	9,900
Supplemental Nutrition Assistance Program - Fraud Grant .....	---	1,000	1,000
Temporary Assistance for Needy Families Block Grant .....	402,702	441,915	343,626
Title XIX Child Residential .....	131,947	114,000	114,000
Title XIX Community Care Program .....	710,960	781,895	854,648
Title XIX ICF/MR .....	206,404	221,166	236,085
Title XIX Medical Assistance .....	8,002,006	8,338,551	8,663,198
Title XXI Children's Health Insurance Program .....	520,054	488,853	492,051
United States Department of Agriculture Older Americans .....	3,386	4,350	4,350
Vocational Rehabilitation Act, Section 120 .....	13,755	13,322	13,595
Various Federal Programs and Accruals .....	10,536	6,202	6,209
Subtotal, Department of Human Services .....	<u>10,554,265</u>	<u>11,196,545</u>	<u>11,513,901</u>
Department of Labor and Workforce Development:			
Assistive Technology .....	488	600	600
Current Employment Statistics .....	2,121	2,417	2,417
Disability Determination Services .....	50,771	74,553	74,553
Disabled Veterans' Outreach Program .....	2,977	3,337	3,337
Employment Services .....	9,560	26,717	26,717
Employment Services Grants - Alien Labor Certification .....	848	789	789
Independent Living .....	851	600	600
Local Veterans' Employment Representatives .....	930	1,594	1,594
National Council on Aging - Senior Community Services Employment Project .....	1,795	4,040	4,040
Occupational Safety Health Act - On-Site Consultation .....	1,682	2,674	2,674
One Stop Labor Market Information .....	1,029	1,046	1,046
Public Employees Occupational Safety and Health Act .....	2,201	2,872	2,872
Redesigned Occupational Safety and Health (ROSH) .....	363	385	385
Reemployment Eligibility Assessments - State Administration .....	1,811	3,550	3,550
Rehabilitation of Supplemental Security Income Beneficiaries .....	2,824	5,000	5,000
Supported Employment .....	507	975	975
Trade Adjustment Assistance Project .....	4,143	8,220	8,220
Unemployment Insurance .....	105,100	156,545	156,545
Vocational Rehabilitation Act of 1973 .....	25,841	54,207	54,207
Work Opportunity Tax Credit .....	692	746	746
Workforce Investment Act .....	65,635	116,166	116,166
Workforce Investment Act - Adult and Continuing Education .....	5,592	18,250	18,250
Various Federal Programs and Accruals .....	54,927	1,802	1,802
Subtotal, Department of Labor and Workforce Development .....	<u>342,688</u>	<u>487,085</u>	<u>487,085</u>

**SCHEDULE 2  
FEDERAL REVENUES**  
(thousands of dollars)

	-----Fiscal Year Ending June 30-----		
	2019	2020	2021
	Actual	Estimated	Estimated
Department of Law and Public Safety:			
Anti-Methamphetamine .....	---	500	500
Body Cameras .....	---	1,500	1,500
Community Oriented Policing (COPS) Anti-Gang Initiative .....	39	1,000	1,000
Community Oriented Policing (COPS) Anti-Heroin Task Force Program .....	1,274	3,000	3,000
Community Oriented Policing (COPS) Hiring Program .....	---	---	7,000
Community Policing Development .....	---	500	500
Coverdell Competitive .....	---	250	250
Disaster Assistance - Other .....	26,234	---	---
Disaster Assistance - Super Storm Sandy .....	151,552	---	---
Emergency Management Performance Grant - Non Terrorism .....	8,629	9,000	9,000
Encouraging Innovation .....	---	500	500
Enhancement of Data Analysis Center .....	---	---	50
Equal Employment Opportunity Commission .....	688	300	300
Fatality Analysis Reporting System (FARS) .....	218	350	350
Flood Mitigation Assistance .....	22,328	9,000	9,000
Forensic DNA Laboratory .....	763	2,300	2,300
Hazardous Materials Transportation .....	584	550	550
Highway Traffic Safety .....	13,234	41,150	41,150
Homeland Security Grant Program .....	7,598	7,993	7,993
Incident Command .....	1,764	---	---
Intellectual Property .....	150	450	450
Internet Crimes Against Children .....	360	600	600
Justice Assistance Grant (JAG) .....	---	4,700	4,000
Juvenile Justice Delinquency Prevention .....	897	1,013	1,013
Medicaid Fraud Unit .....	2,732	4,913	3,900
National Crime Statistics Exchange .....	775	2,750	2,750
National Criminal History Program - Office of the Attorney General .....	734	500	500
Non-Motorized Safety .....	461	1,500	1,500
Opioids .....	942	5,396	5,396
Paul Coverdell National Forensic Science Improvement .....	210	550	550
Port Security .....	308	3,000	3,000
Pre-Disaster Mitigation Grant (Competitive) .....	683	5,000	5,000
Prescription Drug Monitoring Program .....	225	1,000	2,750
Preventing Wrongful Convictions .....	---	250	250
Project Safe Neighborhoods .....	---	700	---
Public Safety Innovation Acceleration Program .....	687	---	---
Recreational Boating Safety .....	2,284	3,800	3,800
Residential Treatment for Substance Abuse .....	143	480	490
STOP School Violence Prevention Program .....	---	500	---
Sex Offender Registration and Notification Act (SORNA) .....	203	655	625
Training for Juvenile Prosecution .....	5	250	225
UASI Nonprofit Security Grant Program (NSGP) .....	3,497	8,685	8,685
Urban Area Security Initiative (UASI) .....	22,065	22,750	22,750
Urban Search and Rescue .....	2,345	12,500	12,500
Victim Assistance Grants .....	40,647	87,800	66,378
Victim Centered Law Enforcement Training .....	189	750	---
Victim Compensation Award .....	6,257	2,900	2,900
Victims of Crime Act - Building State Technology .....	---	344	344
Victims of Crime Act - Training Discretionary .....	206	1,000	1,000
Violence Against Women Act - Criminal Justice .....	3,915	3,890	3,890
Various Federal Programs and Accruals .....	(6,468)	1,550	2,550
Subtotal, Department of Law and Public Safety .....	<u>319,357</u>	<u>258,069</u>	<u>242,739</u>
Department of Military and Veterans' Affairs:			
Antiterrorism Program Manager .....	83	198	205
Armory Renovations and Improvements .....	2,551	7,700	7,700
Army Facilities Service Contracts .....	2,433	5,000	5,000
Army National Guard Electronic Security System .....	231	350	350
Army National Guard Statewide Security Agreement .....	949	950	950
Army National Guard Sustainable Range Program .....	46	80	80
Army Training and Technology Lab .....	375	414	414
Atlantic City Air Base Environmental .....	107	70	70
Atlantic City Air Base Operations and Maintenance .....	234	200	200
Atlantic City Air Base Service Contracts .....	2,048	1,900	1,900
Atlantic City Air Base Sustainment, Restoration and Modernization .....	703	700	700

**SCHEDULE 2  
FEDERAL REVENUES**  
(thousands of dollars)

	-----Fiscal Year Ending June 30-----		
	2019 Actual	2020 Estimated	2021 Estimated
Brigadier General Doyle Memorial Cemetery Building Project .....	---	5,000	5,000
Dining Facility Operations .....	207	250	250
Facilities Support Contract .....	13,974	22,100	22,100
Federal Distance Learning Program .....	32	447	449
Firefighter/Crash Rescue Service Cooperative Funding Agreement .....	3,140	2,000	2,025
Hazardous Waste Environmental Protection Program .....	749	2,953	2,953
Lakehurst Readiness Center .....	---	---	15,000
McGuire Air Force Base Operations and Maintenance .....	109	202	268
McGuire Air Force Base Service Contracts .....	850	1,492	1,492
Medicare Part A Receipts for Resident Care and Operational Costs .....	10,257	10,699	10,699
National Guard Communications Agreement .....	128	400	400
New Jersey National Guard ChalleNGe Youth Program .....	1,571	3,200	3,200
Sea Girt Energy Grid Upgrade .....	---	---	13,200
Sea Girt Regional Training Institute - Construction .....	---	10,000	10,000
Training Site Facilities Maintenance Agreements .....	95	120	120
Training and Equipment - Pool Sites .....	473	540	540
Veterans' Education Monitoring .....	510	600	600
Warren Grove/Coyle Field .....	31	60	60
Various Federal Programs and Accruals .....	(1,786)	1,055	1,055
<b>Subtotal, Department of Military and Veterans' Affairs .....</b>	<b>40,100</b>	<b>78,680</b>	<b>106,980</b>
<b>Department of State:</b>			
Americorps Grants .....	551	6,053	6,122
Foster Grandparent Program .....	421	1,200	1,200
Gaining Early Awareness and Readiness for Undergraduate Programs (GEAR UP) .....	537	5,000	5,000
Help America Vote Act .....	9,757	2,800	8,300
John R. Justice Grant Program .....	49	---	---
National Endowment for the Arts Partnership .....	865	900	897
National Health Service Corps - Student Loan Repayment Program .....	255	255	255
State Trade and Export Promotion Pilot Grant Program .....	572	850	900
Student Loan Administrative Cost Deduction and Allowance .....	7,675	9,511	---
Various Federal Programs and Accruals .....	(5,821)	---	---
<b>Subtotal, Department of State .....</b>	<b>14,861</b>	<b>26,569</b>	<b>22,674</b>
<b>Department of Transportation:</b>			
Airport Fund .....	355	2,000	2,000
Boating Infrastructure Program (New Jersey Maritime Program) .....	---	1,600	1,600
Commercial Drivers' License Program .....	1,406	1,100	1,100
Development and Implementation Grant - Federal Transit Administration .....	528	1,527	1,527
Motor Carrier Safety Assistance Program .....	7,946	9,506	9,506
Various Federal Programs and Accruals .....	(962)	---	---
<b>Subtotal, Department of Transportation .....</b>	<b>9,273</b>	<b>15,733</b>	<b>15,733</b>
<b>Department of the Treasury:</b>			
Financing Advanced Microgrids .....	---	300	300
Pipeline Safety .....	---	950	950
State Energy Conservation Program .....	701	1,321	1,321
Underserved Communities Electric Vehicle Affordability Program .....	---	100	100
Various Federal Programs and Accruals .....	1,721	---	---
<b>Subtotal, Department of the Treasury .....</b>	<b>2,422</b>	<b>2,671</b>	<b>2,671</b>
<b>The Judiciary:</b>			
Various Federal Programs and Accruals .....	1,524	1,325	1,325
<b>Total Federal Funds .....</b>	<b>14,051,634</b>	<b>15,096,959</b>	<b>15,558,508</b>

## SCHEDULE 2 OTHER REVENUES (thousands of dollars)

	-----Fiscal Year Ending June 30-----		
	2019 Actual	2020 Estimated	2021 Estimated
<b>Revolving:</b>			
Legislature:			
Sale of Publications .....	1	---	---
Department of Community Affairs:			
Administration and Support Services .....	222	350	350
Liquid Petroleum Gas Education and Safety Board .....	465	550	550
Uniform Construction Code .....	18,822	20,000	20,000
Various Revolving Funds .....	48	---	---
Subtotal, Department of Community Affairs .....	19,557	20,900	20,900
Department of Corrections:			
Culinary Arts Vocational Program .....	56	70	70
Farm Operations .....	12,779	12,800	12,800
Correctional Laundry Services .....	6	---	---
State Use .....	11,678	14,250	14,250
Subtotal, Department of Corrections .....	24,519	27,120	27,120
Department of Education:			
Administration and Support Services .....	1,727	1,430	1,430
Support Services and Administration .....	622	450	450
Subtotal, Department of Education .....	2,349	1,880	1,880
Department of Environmental Protection:			
Office of Information Resource Management Assessment Funds .....	3,474	3,580	3,650
Pesticide Control .....	7	---	---
Publicly-Funded Site Remediation and Response .....	140	---	---
Subtotal, Department of Environmental Protection .....	3,621	3,580	3,650
Department of Health:			
Administration and Support Services .....	13,250	12,094	12,111
Laboratory Services .....	12,257	11,628	11,628
Subtotal, Department of Health .....	25,507	23,722	23,739
Department of Human Services:			
Income Maintenance Management .....	7,382	7,400	7,400
Department of Labor and Workforce Development:			
Administration and Support Services .....	1,760	2,500	2,500
Research and Information .....	3	---	---
Subtotal, Department of Labor and Workforce Development .....	1,763	2,500	2,500
Department of State:			
Museum Services .....	40	36	39
State Archives .....	120	122	122
Subtotal, Department of State .....	160	158	161
Department of Transportation:			
Administration and Support Services .....	158	140	140
Fuel Services .....	12,297	14,000	14,000
Subtotal, Department of Transportation .....	12,455	14,140	14,140
Department of the Treasury:			
Adjudication of Administrative Appeals .....	1,023	1,000	1,000
Automotive Services .....	26,602	24,960	24,960
Capitol Post Office .....	2,050	2,442	2,442

**SCHEDULE 2  
OTHER REVENUES**  
(thousands of dollars)

	-----Fiscal Year Ending June 30-----		
	2019 Actual	2020 Estimated	2021 Estimated
Printing Services .....	2,290	2,476	2,476
Property Management and Construction - Construction Management Services .....	5,486	4,500	4,500
Public Information Services .....	1,575	1,575	1,575
Purchasing and Inventory Management .....	44,266	45,836	45,836
Records Management Microfilm Unit Revolving Fund .....	854	400	400
Subtotal, Department of the Treasury .....	<u>84,146</u>	<u>83,189</u>	<u>83,189</u>
<i>Total Revolving Funds</i> .....	<u>181,460</u>	<u>184,589</u>	<u>184,679</u>
<b><i>Total Other Revenues General Fund</i></b> .....	<b><u>19,344,665</u></b>	<b><u>20,726,174</u></b>	<b><u>20,896,690</u></b>

**SPECIAL TRANSPORTATION FUND**

**Department of Transportation:**

Transportation Trust Fund - Federal Highway Administration .....	900,107	1,067,773	1,085,588
Transportation Trust Fund - Federal Highway Administration - Super Storm Sandy . . .	1,157	---	---
Transportation Trust Fund - Local Highway Funds .....	348,127	430,200	430,000
Transportation Trust Fund - Public Transportation .....	689,605	760,000	760,000
Transportation Trust Fund - State Highway Funds .....	664,116	809,800	810,000
	<u>2,603,112</u>	<u>3,067,773</u>	<u>3,085,588</u>
<i>Total Special Transportation Fund</i> .....	<u>2,603,112</u>	<u>3,067,773</u>	<u>3,085,588</u>
<b><i>TOTAL OTHER REVENUES</i></b> .....	<b><u>21,947,777</u></b>	<b><u>23,793,947</u></b>	<b><u>23,982,278</u></b>



**SCHEDULE 3  
EXPENDITURES BUDGETED**  
(thousands of dollars)

-----Fiscal Year Ending June 30-----

GENERAL FUND	2019 Actual	2020 Estimated	2021 Estimated
<b>Legislative Branch</b>			
Senate .....	14,470	16,700	16,700
General Assembly .....	20,733	23,217	23,217
Office of Legislative Services .....	34,725	34,131	32,646
Legislative Commissions .....	5,255	5,935	5,735
State Capitol Joint Management Commission .....	10,575	10,338	10,338
	<u>85,758</u>	<u>90,321</u>	<u>88,636</u>
<b>Executive Branch</b>			
Chief Executive .....	7,115	7,236	7,236
Department of Agriculture .....	28,318	80,592	21,531
Department of Banking and Insurance .....	55,437	114,013	64,013
Department of Children and Families .....	1,166,496	1,207,689	1,250,658
Department of Community Affairs .....	144,489	149,769	133,916
Department of Corrections .....	1,105,567	1,067,046	1,067,455
Department of Education .....	227,966	486,255	224,707
Department of Environmental Protection .....	449,800	592,523	373,064
Department of Health .....	1,005,868	1,022,810	1,016,459
Department of Human Services .....	6,093,540	6,279,896	6,551,978
Department of Labor and Workforce Development .....	198,210	179,442	180,592
Department of Law and Public Safety .....	721,999	625,266	594,863
Department of Military and Veterans' Affairs .....	113,921	100,165	100,165
Department of State .....	1,319,757	1,451,923	1,463,819
Department of Transportation .....	1,549,349	1,825,543	1,919,698
Department of the Treasury .....	1,267,964	1,130,903	1,007,628
Miscellaneous Commissions .....	783	789	989
	<u>15,456,579</u>	<u>16,321,860</u>	<u>15,978,771</u>
<b>Interdepartmental Account</b>			
Inter-Departmental Services .....	575,085	593,383	574,510
Employee Benefits .....	3,876,464	4,131,681	4,292,448
Other Interdepartmental Accounts .....	25,219	58,155	55,025
Salary Increases and Other Benefits .....	11,201	31,000	133,700
	<u>4,487,969</u>	<u>4,814,219</u>	<u>5,055,683</u>
<b>Judicial Branch</b>			
The Judiciary .....	730,435	811,119	811,119
	<u>730,435</u>	<u>811,119</u>	<u>811,119</u>
<b>Total General Fund</b> .....	<u><b>20,760,741</b></u>	<u><b>22,037,519</b></u>	<u><b>21,934,209</b></u>

**PROPERTY TAX RELIEF FUND**

Department of Agriculture .....	5,613	5,616	10,116
Department of Community Affairs .....	379,914	789,716	804,233
Department of Corrections .....	22,496	23,500	23,500
Department of Education .....	14,032,175	14,539,197	15,367,488
Department of Environmental Protection .....	4,800	8,046	4,046
Department of Human Services .....	194,294	197,709	224,247
Department of Law and Public Safety .....	3,000	3,000	3,000
Department of State .....	3,676	3,676	3,676
Department of Transportation .....	218,586	218,508	223,630
Department of the Treasury .....	1,838,838	1,771,040	1,829,998
Interdepartmental Accounts .....	45,317	45,405	45,417
<b>Total Property Tax Relief Fund</b> .....	<u><b>16,748,709</b></u>	<u><b>17,605,413</b></u>	<u><b>18,539,351</b></u>

**SCHEDULE 3  
EXPENDITURES BUDGETED**  
(thousands of dollars)

	-----Fiscal Year Ending June 30-----		
	2019 Actual	2020 Estimated	2021 Estimated
<b>CASINO CONTROL FUND</b>			
Department of Law and Public Safety .....	43,903	48,500	53,300
Department of the Treasury .....	5,366	7,267	7,597
<i>Total Casino Control Fund</i> .....	<u>49,269</u>	<u>55,767</u>	<u>60,897</u>
<b>CASINO REVENUE FUND</b>			
Department of Health .....	529	529	529
Department of Human Services .....	264,158	258,672	306,085
Department of Labor and Workforce Development .....	2,196	2,196	2,196
Department of Law and Public Safety .....	92	92	92
<i>Total Casino Revenue Fund</i> .....	<u>266,975</u>	<u>261,489</u>	<u>308,902</u>
<b>GUBERNATORIAL ELECTIONS FUND</b>			
Department of Law and Public Safety .....	---	---	7,260
<b>GRAND TOTAL EXPENDITURES BUDGETED</b> .....	<u>37,825,694</u>	<u>39,960,188</u>	<u>40,850,619</u>

**SCHEDULE 4  
EXPENDITURES NOT BUDGETED**  
(thousands of dollars)

	-----Fiscal Year Ending June 30-----		
	2019	2020	2021
	Actual	Estimated	Estimated
<b>GENERAL FUNDS</b>			
<b>Dedicated Funds</b>			
Legislature .....	1,020	---	---
Chief Executive .....	668	775	775
Department of Agriculture .....	6,067	7,408	9,904
Department of Banking and Insurance .....	724	934	704
Department of Children and Families .....	55,968	54,876	54,826
Department of Community Affairs .....	59,977	158,721	158,012
Department of Corrections .....	25,987	24,327	24,443
Department of Education .....	42,372	11,971	20,818
Department of Environmental Protection .....	110,621	136,289	115,899
Department of Health .....	494,508	500,038	503,183
Department of Human Services .....	1,725,001	2,123,212	1,870,699
Department of Labor and Workforce Development .....	250,178	318,640	325,415
Department of Law and Public Safety .....	216,210	213,779	222,738
Department of Military and Veterans' Affairs .....	764	5,183	5,183
Department of State .....	20,262	26,703	33,647
Department of Transportation .....	1,587,718	1,361,822	1,301,911
Department of the Treasury .....	293,099	422,619	428,993
Interdepartmental Accounts .....	20,240	388	383
The Judiciary .....	106,148	76,941	75,970
<i>Total Dedicated Funds</i> .....	<u>5,017,532</u>	<u>5,444,626</u>	<u>5,153,503</u>
<b>Federal Funds</b>			
Department of Agriculture .....	530,804	664,354	728,467
Department of Banking and Insurance .....	303	---	---
Department of Children and Families .....	652,837	652,070	690,483
Department of Community Affairs .....	406,310	479,317	501,317
Department of Corrections .....	6,627	10,951	16,807
Department of Education .....	915,967	923,289	928,219
Department of Environmental Protection .....	112,208	207,834	233,040
Department of Health .....	542,148	666,050	712,664
Department of Human Services .....	9,917,162	10,503,408	10,749,309
Department of Labor and Workforce Development .....	346,271	492,935	492,935
Department of Law and Public Safety .....	294,133	249,569	234,239
Department of Military and Veterans' Affairs .....	41,157	78,680	106,980
Department of State .....	15,166	26,569	22,674
Department of Transportation .....	9,607	9,233	9,233
Department of the Treasury .....	8,944	9,498	10,083
The Judiciary .....	110,304	123,202	122,058
<i>Total Federal Funds</i> .....	<u>13,909,948</u>	<u>15,096,959</u>	<u>15,558,508</u>
<b>Revolving Funds</b>			
Department of Community Affairs .....	24,495	20,900	20,900
Department of Corrections .....	25,321	27,120	27,120
Department of Education .....	2,182	1,880	1,880
Department of Environmental Protection .....	3,973	3,580	3,650
Department of Health .....	24,771	23,722	23,739
Department of Human Services .....	9,889	7,400	7,400
Department of Labor and Workforce Development .....	1,030	2,500	2,500
Department of State .....	171	158	161
Department of Transportation .....	12,846	14,140	14,140
Department of the Treasury .....	79,649	83,189	83,189
<i>Total Revolving Funds</i> .....	<u>184,327</u>	<u>184,589</u>	<u>184,679</u>
<i>Total Expenditures General Fund</i> .....	<u>19,111,807</u>	<u>20,726,174</u>	<u>20,896,690</u>
<b>SPECIAL TRANSPORTATION TRUST FUND</b>			
Department of Transportation .....	<u>3,086,723</u>	<u>3,067,773</u>	<u>3,085,588</u>
<b>GRAND TOTAL EXPENDITURES NOT BUDGETED</b> .....	<u>22,198,530</u>	<u>23,793,947</u>	<u>23,982,278</u>

## **The Annual Tax Expenditure Report**

Pursuant to P.L. 2009, c.189, the State must prepare, in time for the Governor's annual Budget Message, a report of all State tax expenditures made in the last completed fiscal year, the current fiscal year, and the fiscal year to which the Budget Message applies.

This year's Tax Expenditure Report is the eleventh the State has issued. It includes expanded information on the objective or purpose of many tax expenditures and also includes several new categories of tax expenditures that were not part of previous reports.

The report may be accessed at:

<http://www.state.nj.us/treasury/taxation/taxexpenditurereport.shtml>